

 Signature Solutions ...

Cable Management Solutions



CHATSWORTH
PRODUCTS, INC.

Optimize.
Store.
Secure.

Your network keeps getting faster. Trust CPI to help you stay one step ahead.

Proper cable management is integral to the performance and effectiveness of your network. Managing and maintaining cables and cords provides the critical support, reliability and flexibility needed to sustain and grow your network capabilities.

CPI Cable Management Solutions will help you ...

- Streamline the management of your cables and cords to optimize the signal quality and network speed of your information exchange.
- Organize cables so that they can be easily traced from start to finish when performing moves, adds and changes, saving you valuable time and money.
- Fulfill high-density cabling requirements while maintaining proper bend radius and slack management for maximum network performance.



Delivering the industry's most comprehensive cable management solutions.

Whether you are upgrading your current infrastructure or designing a new installation, trust the experts at Chatsworth Products, Inc. (CPI) to deliver the most comprehensive line of cable management products in the industry. CPI Cable Management sets the standard by providing:

Critical Cat 6a and Fiber Support

- Designed to meet ANSI/TIA/EIA installation guidelines for Cat 6a cabling and fiber
- Proper bend radii ensures maximum quality of data transmission
- Meets high-density cabling requirements

Over 500 Standard Cable Management Products

- Extensive product selection to satisfy various applications
- Provides vertical and horizontal cable management options in a variety of styles, widths, heights and depths
- Available to meet project scheduling needs

Cost Effective Solutions

- Quality products that simplify network maintenance and costs
- Perform easy moves, adds and changes to connections, saving time and money
- Supports future growth and cabling demands

Evolution® Cable Management ... the next generation of innovative cabling

To fulfill modern data center needs, CPI's Evolution® Cable Management provides state-of-the-art solutions for managing high-density and Cat 6a cabling applications on open two- and four-post rack systems. With enhanced interior features that maximize cable capacity and function, Evolution makes managing your cabling infrastructure easier than ever.

- Designed for high-density and Cat 6a cabling
- Market-leading size and strength
- Available in single-sided, double-sided, combination and horizontal models
- Patented Movable Mid-Sections maximize flexibility and function
- Innovative cable bundle management and fiber segregation capabilities
- Match the appearance of the popular TeraFrame® Family of Cabinets for a seamless and professional appearance



More sizes and larger interior spaces to hold more cables, Evolution is available in sizes up to 15"W (380 mm)



Three configurations – single-sided, double-sided and combination – to meet specific cabling applications and site preferences



Large openings and sturdy cable guides manage larger cables with up to 48 patch cords per U to support high-density connections on large modular network switches



A wide range of accessories divide the interior space for enhanced cable management, creating a separate interior pathway for fiber cables



Panels are also available to protect cables and to create a clean, professional look




Velocity® Cable Management ... It's a snap!

CPI's new Velocity® Cable Management provides an economical solution that is easy to install, easy to transport and offers more capacity and simplified cable management. Available in single- and double-sided vertical and single-sided horizontal configurations, Velocity creates a complete pathway for premise cabling and patch cords, supplying comprehensive cable management solutions for open two- and four-post rack systems.

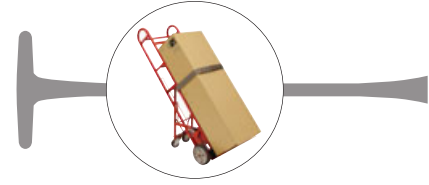
- Easy to assemble – Components snap together effortlessly for quick and efficient assembly
- Easy to ship and store – Compact packaging requires less storage space, makes cartons easy to handle and reduces packaging waste
- Increased cable capacity – Larger cross-section provides deeper interior space
- Simplified cable management – Integrated T-shaped cable guides organize cables
- Protect and hide cables – Attractive snap-on covers secure and shield cables
- Available in multiple heights – Choose from 6' (1.8 m), 7' (2.1 m) and 8' (2.4 m) options




Features quick and easy tool-less snap together design that takes approximately 3 - 5 minutes to unpack, assemble and install



Compact packaging is 25% - 57% smaller than comparable managers, reduces waste, freight costs and uses less storage space during staging and clean up




Single-sided vertical managers are deeper, delivering up to 1/3 more cable capacity than comparable managers



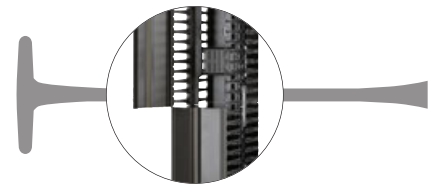
Includes T-shaped cable guides with more space between fingers and openings that align with each rack-mount unit on the rack, simplifying cable management



Openings in the back of the managers allow easy front-to-rear cabling



Snap-on covers provide a secure and protected environment for cables



The Velocity® Standard Pack

Save time with the Velocity® Standard Pack, combining CPI's industry leading Standard Rack with the easy-to-use, cost-effective, Velocity Cable Management.




- One part number**
- One package**
- One complete solution**

Combining CPI's Velocity Cable Management, Standard Rack and Installation hardware in one convenient package.

Additional Cable Management Options

Cabling Sections


Vertical cable managers available in three styles, allowing for easy cable management for a single rack or between two bayed racks.



>> **MCS Master Cabling Section** – single- and double-sided managers with T-shaped cable guides, side cable openings that align with each rack-mount space (U) on the rack and hinged covers that secure and protect cables. Available with standard (MCS) and extended length (MCS-EFX) cable guides in three widths and several heights.




>> **VCS Vertical Cabling Section** – single- and double-sided managers with spin-latch closures and large, edge-protected side cable openings ideal for large cable bundles. T-shaped cable guides and a cover can be added as separate accessories. Available in two widths and several heights.



>> **CCS Combination Cabling Section** – double-sided managers that feature an MCS-style front side and a VCS-style back side. Available with standard (CCS) and extended length (CCS-EFX) cable guides in three widths and several heights.

Vertical Cable Managers


Designed to use with CPI Cabinet Systems and available in several styles to create vertical and front-to-rear cable pathways.



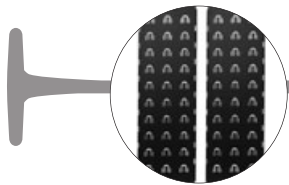
>> **Vertical Cable Manager** – single-sided managers with T-shaped cable guides, side cable openings that align with each rack-mount space (U) in the cabinet and covers that secure and protect cables



>> **Front-To-Back Cable Manager** – adjustable-depth U-shaped managers that create a front-to-rear cable pathway between front-facing and rear-facing Vertical Cable Managers




>> **Cable Ring Manager** – basic managers with plastic D-rings that organize cables



>> **Lashing Bars and Brackets** – basic managers with U-shaped attachment points for securing cables using Saf-T-Grip® Straps or cable ties




>> **Furcation/Fiber Brackets** – basic managers that provide attachment points for pre-terminated fiber cables and various accessories that manage high-density harness cables




>> **PDU/Power Strip Brackets** – basic managers that have tool-less attachment points for CPI vertical PDUs and tie points for securing bundled power cords with Saf-T-Grip Straps or cable ties

Horizontal Cable Managers


Several styles of 19" EIA rack-mount horizontal managers that work with both CPI Rack or Cabinet Systems from simple bars and trays to rings and patented fingers.



>> **Universal Horizontal Manager** – single and double-sided rack-mount managers with T-shaped cable guides that organize patch cords and snap-on covers that secure and protect cables. Use with MCS, CCS or Vertical Cable Managers.



>> **Horizontal Wire Management** – several styles of basic managers with D-rings to organize cables. Use with VCS or inside CPI Cabinet Systems



>> **Jumper Trays** – U-shaped managers that create a side-to-side cable pathway for patch cords

Create a Cable Management Solution with CPI Rack Systems

1

Step One: Choose your two- or four-post Rack System




- >> Standard Rack
- >> Universal Rack
- >> Standard Rack 6"D (150 mm)



- >> Seismic Frame® Two-Post Rack (for Evolution® and MCS-EFX only)



- >> QuadraRack® 4-Post and Server Frame
- >> Adjustable Depth QuadraRack®/ServerRack



- >> Adjustable Rail QuadraRack®/ServerRack

2

Step Two: Choose your vertical cabling section

>> Evolution Vertical® Cable Manager

CPI's largest, most feature rich vertical cable manager. The stylish front door has a curved design and aluminum center feature to match CPI's TeraFrame® Family of Cabinets.

- Two-point latch with a single knob, opens to the right or left and can be removed when cabling
- Door attaches at the top and bottom and does not limit the amount of cable entering/exiting and rack-mount unit
- Large cable openings align with each rack-mount unit space
- Movable Mid-Sections on double-sided versions allow a 50/50, 60/40 or 40/60 split of interior space versions in several sizes.



>> Velocity® Cable Manager

Offers an easy to install, easy to transport and economical solution with more cable capacity and simplified cable management.

- Snap-together plastic manager delivers unassembled in a compact package
- T-shaped cable guides with rounded edges organize cables by rack-mount unit and protect against snags
- Openings on the sides of the managers align with each rack-mount unit, simplifying cable management
- Openings on the back of the managers provide easy front-to-rear cabling
- Snap-on covers supply a secure and protected environment
- Available in single- and double-sided versions in several sizes



>> MCS Master Cabling Section

Provides patented plastic T-shaped cable management fingers and openings that align with each rack-mount unit on the rack

- Sturdy door/cover includes a handle and mechanical latch that keeps the door in the closed position
- T-shaped cable guides organize cables by rack-mount unit
- Edge-protected cable pass-through ports allow front-to-rear cabling
- Extended finger versions support high cable capacity
- Available in single- and double-sided versions in several sizes



>> VCS Vertical Cabling Section

An open cable trough with easy-to-use, flip-open latches for organizing large cable bundles.

- Open design supports large cable bundles
- Flip-open latches provide easy access to cables
- Edge protected openings prevent cable snags
- Available in single- and double-sided versions in several sizes
- Double-sided versions have edge-protected pass-through ports
- Covers and snap-on Finger Snap Cable Guides are available as accessories



>> CCS Combination Cabling Section

A double-sided alternative that combines an MCS-style front with a VCS-style rear.

- Plastic T-shaped cable guides on the front of the manager allow cables to exit into each rack-mount unit on the rack
- Hinged door swings open to the right or left, secures with top and bottom latches
- Open design on the rear of the manager supports large cable bundles
- Flip-open latches provide easy access to cables
- Edge protected openings prevent cable snags
- Available in several sizes
- Compatible with VCS accessories



3


Step Three: Add horizontal cable managers



>> Evolution® Single-Sided Horizontal Cable Manager
Designed to work with Evolution Vertical Cable Managers and the TeraFrame Family of Cabinets. Use above and below patch panels and network switches to guide cables directly to each connection. Available in 1U, 2U and 3U, 8.2"D (208 mm).



>> Velocity® Single-Sided Horizontal Cable Manager
Use with Velocity Vertical Cable Managers above and below patch panels and network switches to guide cables directly to each connection. Available in 1U, 2U and 3U, 5.9"D (150 mm).



>> Universal Single- and Double-Sided Horizontal Cable Managers
Styled to match MCS or CCS. Use above and below patch panels to guide cables directly to the connection. Double-Sided available in 1U, 2U and 3U, 12"D (300 mm). Single-Sided available in 1U, 2U or 3U, 5"D (130 mm) or 6"D (150 mm).




>> 19" Horizontal Wire Management Panel
An open alternative to the Universal Horizontal Cable Manager. Use with VCS Vertical Cabling Section above and below patch panels and switches. Available in 1U or 2U, 4"D (100 mm).




>> Jumper Trays
Creates side-to-side pathways for patch cords. Available in 2U, 3.5"D (89 mm) or 6"D (150 mm).

4

Step Four: Choose your accessories




>> Cable Spools
Use inside vertical cabling sections to take up patch cord slack. Required when managing fiber.



>> Cable Lashing Bar Kit
Use in Evolution or Velocity vertical managers to easily anchor cable bundles and maximize cable fill capacity.




>> Saf-T-Grip® Strap
Loosely bundle and secure cables to prevent cable damage.




>> Extended Fingers Bracket
Use alongside network switches to guide cables into each rack-mount unit.


Special Features: Consider these features when selecting vertical cable managers



>> Single- or Double-Sided Cabling Section/Manager
Cabling sections/managers are available single- or double-sided depending on the application. Single-Sided Cabling Sections/Managers provide a convenient cable run between equipment and racks. Double-Sided Cabling Sections support patch panels by keeping premise cables and patch cords separate.



>> Cable Fingers
Cable management T-shaped fingers are available in standard and Extended Fingers -EFX capacity. The EFX versions extend 2-1/2" (64 mm) farther than standard fingers, creating additional depth and a larger cable fill area. Evolution Cable Managers and Velocity Cable Management use a high-capacity finger similar to the EFX but with improved strength and rigidity.



>> Hinged Latching Door
The Evolution, MCS and CCS doors hinge open to the right or left for easy access to cables and latch in the closed position to protect cables from damage. Velocity doors snap on. Accessory covers are also available for VCS.

Create a Cable Management Solution with CPI Cabinet & Enclosure Systems



F-Series TeraFrame® Cabinet System

Cable Styles Include

- ✓ Cable Fingers
- ✓ Ring Managers
- ✓ Lashing Brackets
- ✓ Fiber Managers



N-Series TeraFrame® Network Cabinet

Cable Styles Include


- ✓ Cable Fingers
- ✓ Fiber Managers



F-Series TeraFrame® HD Cabinet System

Cable Styles Include

- ✓ Ring Managers
- ✓ Lashing Brackets



>> Vertical Cable Manager

Guide patch cords into each rack-mount space (U) on the equipment mounting rail. Attaches to the side of the equipment mounting rail and features openings that align with each U on the rail and plastic, T-shaped cable fingers organize patch cords. Available with standard or extended fingers. Covers included with wider managers.



>> Vertical Cable Ring Manager

Quickly bundle patch cords along the side of the equipment mounting rail. Attaches to the side of the equipment mounting rail and features plastic, C-shaped cable rings to organize patch cords. Available with medium or large cable rings.



>> Cable Lashing Bracket

Secure premise cables at the rear of the cabinet. Attaches to the cabinet frame and features U-shaped tabs that allow multiple cable bundles to be easily secured using Saf-T-Grip Cable Management Straps or other cable ties.



>> Front-to-Back Cable Manager

Used with a pair of Vertical Cable Managers to create a fully supported front-to-back pathway for patch cords or other cables along the side of the cabinet. Extends to match the distance between the front and rear managers.



>> Cable Management Fingers Kit

Guides patch cords, fiber jumpers and harnesses into each rack-mount space (U) on the equipment mounting rail. Features plastic, T-shaped cable fingers that snap onto the cabinet frame with openings between the fingers that align with each U on the rail.



>> Swivel Cable Spool

Used in combination with the Universal Accessory Rail and Cable Management Fingers to organize patch cords and fiber harness cable slack in the front corners of the cabinet. Features plastic spools that attach to the Universal Accessory Rail at any rack-mount space (U) along the height of the cabinet. The spool functions like a cable ring to bundle cables.



>> Fiber Trunk Cable Manager

Provides a vertical pathway for cables in the rear corner of the cabinet. Used in combination with Vertical Furcation Bracket to protect, position and secure pre-terminated fiber cables.



>> Jumper Trays

Creates a side-to-side pathway for patch cords and fiber jumper cables above and below network switches, patch panels or fiber enclosures.



>> Vertical Cable Ring Manager

Quickly bundle patch cords along the side of the equipment mounting rail. Attaches to the side of the equipment mounting rail and features plastic, C-shaped cable rings to organize patch cords.



>> Cable Lashing Bracket

Secure premise cables at the rear of the cabinet. Attaches to the cabinet frame and features U-shaped tabs that allow multiple cable bundles to be easily secured using Saf-T-Grip Cable Management Straps or other cable ties.



>> Cable Lashing Bar

Similar to Cable Lashing Bracket, but for a single cable bundle. Attaches to the cabinet frame and features notched edges for Saf-T-Grip Cable Management Straps or other cable ties.



GF-Series GlobalFrame® Cabinet System

Cable Styles Include

- ✓ Cable Fingers
- ✓ Ring Managers
- ✓ Lashing Brackets



M-Series MegaFrame® Cabinet System

Cable Styles Include

- ✓ Cable Fingers
- ✓ Ring Managers



C-Series SlimFrame® Cabinet System

Cable Styles Include

- ✓ Ring Managers



>> Vertical Cable Manager

Guide patch cords into each rack-mount space (U) on the equipment mounting rail. Attaches to the side of the equipment mounting rail and features openings that align with each U on the rail and plastic, T-shaped cable fingers organize patch cords. Available with standard or extended fingers. Covers included with wider managers.



>> Enhanced Vertical Cable Manager for MegaFrame

Guide patch cords into each rack-mount space (U) on the equipment mounting rail. Attaches to the cabinet frame and features openings that align with each U on the rail and plastic, T-shaped cable fingers organize patch cords. Standard fingers only. Covers included with managers.



>> Narrow Vertical Cable Manager

Create an independent vertical pathway to manage patch cord cable slack or premise cables. Attaches to the cabinet frame and features plastic, C-shaped cable rings to organize cables. One Vertical Cable Manager is included with every C-Series SlimFrame Cabinet System.



>> Cable Ring Kit

A simple alternative to Vertical Cable Manager that lets you quickly bundle patch cords along the side of the equipment mounting rail. Includes plastic, C-shaped cable rings that snap onto the equipment mounting rail. Available with medium or large cable rings.



>> Vertical Cable Manager

Create an independent vertical pathway to manage patch cord cable slack or premise cables. Attaches to the cabinet frame and features plastic, C-shaped cable rings to organize cables. One Vertical Cable Manager is included with every M-Series MegaFrame Cabinet System.



>> Cable Ring Manager

Create an independent vertical pathway to manage patch cord cable slack. Attaches to the cabinet frame and features plastic, C-shaped cable rings to organize patch cords. Available with medium or large cable rings.



>> Front-to-Back Cable Manager

Used with a pair of Enhanced Cable Managers to create a fully supported front-to-back pathway for patch cords or other cables along the side of the cabinet. Extends to match the distance between the front and rear managers.



>> Cable Lashing Bracket Kit

Secure premise cables at the rear of the cabinet. Attaches to the cabinet frame and features U-shaped tabs that allow multiple cable bundles to be easily secured using Saf-T-Grip Cable Management Straps or other cable ties.



>> 23"-19" Rail Adapter Kit

Allows 19"EIA equipment to be placed within the wider 23" cabinet creating additional internal space along the sides for cable management. Use with Enhanced Cable Managers to manage high-density cabling.

Need a horizontal solution? No problem.

All Horizontal Cable Managers and Accessories on Page 7 are compatible with these Cabinet and Enclosure Systems

Fast Fact

CPI's cable management accessories are available for all cabinet sizes and can be combined with the base cabinet into a custom-configured, factory assembled solution that fits your exact needs.

The following charts provide part numbers for the systems you've seen presented in this brochure; however, additional part numbers (sizes) and configured systems may be available.

Build Your Own: Rack Systems (as shown on Pages 6 & 7)

Rack Systems	
Part Number	Description 7'H (2.1 m) 45U Racks W x D - in (mm)
55053-703	3" Deep Standard Rack, 19" EIA, 20.3 x 15 (516 x 381)
66353-703	6" Deep Standard Rack, 19" EIA, 20.3 x 18 (516 x 457)
66383-703	6" Deep Standard Rack, 23"W, 24.3 x 18 (618 x 457)
48353-703	Universal Rack, 19" EIA, 20.3 x 15 (516 x 381)
48383-703	Universal Rack, 23"W, 24.3 x 15 (618 x 381)
13854-703	Seismic Frame Two-Post Rack, 44U, 19" EIA, 24 x 15 (610 x 381)
QuadraRack®	
Part Number	Description 7'H (2.1 m) 45U x 19" EIA Racks W x D - in (mm)
50120-703	QuadraRack 4-Post Frame, 20.3 x 29 (516 x 740)
15217-703	Adjustable QuadraRack, 20.3 x 29.5 (516 x 750), 35.4 (900) max
15254-703	Adjustable Rail QuadraRack, 23.6 x 35.4 (600 x 900), 41.3 (1050) max

Cabling Sections	
Evolution® Vertical Cable Management	
Part Number	Description For 7'H (2.1 m) 45U Racks W x D - in (mm)
35512-703	Evolution g1 Single-Sided, 8 x 13.2 (200 x 335)
35514-703	Evolution g1 Single-Sided, 12 x 13.2 (300 x 335)
35515-703	Evolution g1 Single-Sided, 15 x 13.2 (380 x 335)
35522-703	Evolution g2 Double-Sided, 8 x 24.5 (200 x 622)
35524-703	Evolution g2 Double-Sided, 12 x 24.5 (300 x 622)
35525-703	Evolution g2 Double-Sided, 15 x 24.5 (380 x 622)
35572-703	Evolution g3 Combination, 8 x 20.2 (200 x 513)
35574-703	Evolution g3 Combination, 12 x 20.2 (300 x 513)
35575-703	Evolution g3 Combination, 15 x 20.2 (380 x 513)

Velocity® Vertical Cable Management	
Part Number	Description For 7'H (2.1 m) 45U Racks W x D - in (mm)
13902-703	Velocity Single-Sided, 6 x 9.8 (152 x 249)
13904-703	Velocity Single-Sided, 10 x 10.3 (254 x 262)
13905-703	Velocity Single-Sided, 12 x 10.4 (305 x 264)
13912-703	Velocity Double-Sided, 6 x 16.6 (152 x 422)
13914-703	Velocity Double-Sided, 10 x 17.5 (254 x 445)
13915-703	Velocity Double-Sided, 12 x 17.8 (305 x 446)

Velocity® Standard Pack	
Part Number	Description For 7'H (2.1 m) 45U x 19"EIA Racks W x D - in (mm)
Rack, Cable Management & Hardware Package	
57012-703	(1) Standard Rack, 20.3 x 15 (516 x 381) (1) Velocity Double-Sided, 3.6 x 16.4 (91 x 417) (1) Rack Installation Kit for concrete floor, 1/2" hardware, Zinc
57014-703	(1) Standard Rack, 20.3 x 15 (516 x 381) (1) Velocity Double-Sided, 6 x 16.6 (152 x 422) (1) Rack Installation Kit for concrete floor, 1/2" hardware, Zinc

Cabling Sections	
Part Number	Description For 7'H (2.1 m) 45U Racks W x D - in (mm)
MCS Master Cabling Section	
30092-703	MCS, Single-Sided, 6 x 8.08 (150 x 205)
30093-703	MCS, Single-Sided, 10 x 8.08 (250 x 205)
30095-703	MCS, Double-Sided, 6 x 16.15 (150 x 410)
30096-703	MCS, Double-Sided, 10 x 16.15 (250 x 410)
MCS-EFX Master Cabling Section with Extended Fingers	
40093-703	MCS-EFX, Single-Sided, 10 x 10.62 (250 x 269)
40094-703	MCS-EFX, Single-Sided, 12 x 10.62 (300 x 269)
40096-703	MCS-EFX, Double-Sided, 10 x 21.23 (250 x 539)
40097-703	MCS-EFX, Double-Sided, 12 x 21.23 (300 x 539)
VCS Vertical Cabling Section	
11374-703	VCS, Single-Sided, 6 x 6.38 (150 x 162)
11729-703	VCS, Double-Sided, 6 x 12.75 (150 x 323)
CCS Combination Cabling Section	
30162-703	CCS, Double-Sided for 3"D Racks, 6 x 12.24 (150 x 310)
30163-703	CCS, Double-Sided for 3"D Racks, 10 x 12.24 (250 x 310)
30165-703	CCS, Double-Sided for 6"D Racks, 6 x 14.61 (150 x 371)
30166-703	CCS, Double-Sided for 6"D Racks, 10 x 14.61 (250 x 371)
CCS-EFX Combination Cabling Section with Extended Fingers	
40099-703	CCS-EFX, Double-Sided for 3"D Racks, 10 x 14.94 (250 x 379)
40100-703	CCS-EFX, Double-Sided for 3"D Racks, 12 x 14.94 (300 x 379)

Horizontal Cable Managers	
Part Number	Description For 19" EIA Racks and Cabinets Height (U), Depth - in (mm)
Evolution® Single-Sided Horizontal Cable Manager	
35441-702	Evolution Single-Sided, 2U x 8.2 (208)
35441-703	Evolution Single-Sided, 3U x 8.2 (208)
Velocity® Horizontal Cable Managers	
13930-701	Velocity Single-Sided, 1U x 5.9 (150)
13930-702	Velocity Single-Sided, 2U x 5.9 (150)
Universal Horizontal Cable Manager, Single-Sided	
30130-719	UHCM, Single-Sided, 2U x 5.14 (130)
30131-719	UHCM, Single-Sided, 3U x 5.14 (130)
30330-719	UHCM, Single-Sided, Deep, 2U x 6.44 (163)
30331-719	UHCM, Single-Sided, Deep, 3U x 6.44 (163)
Universal Horizontal Cable Manager, Double-Sided	
30530-719	UHCM, Double-Sided, 2U x 11.73 (297)
30531-719	UHCM, Double-Sided, 3U x 11.73 (297)
Jumper Trays	
12183-719	Upper Jumper Tray, 2U x 3.5 (89)
13183-719	Upper Jumper Tray, 2U x 6 (150)

Accessories	
Part Number	Description For Saf-T-Grips L, Diameter - in (mm)
Extended Fingers Bracket	
12891-703	Bracket, 7U
Cable Spools	
15008-001	Spools for Evolution Vertical Cable Managers, Pack of 4
13935-701	Spools for Velocity Vertical Cable Managers, Pack of 4
12766-707	Spools, for Double-Sided MCS, CCS, VCS, Pack of 7
Saf-T-Grip®	
02006-201	Saf-T-Grip Strap, Pack of 25, 6L (150), 2 (50) diameter cable bundle
02009-201	Saf-T-Grip Strap, Pack of 25, 9L (230), 3 (80) diameter cable bundle
02012-201	Saf-T-Grip Strap, Pack of 25, 12L (300), 4 (100) diameter cable bundle



For assistance selecting a cable management solution, check out the Product Configurator at www.chatsworth.com/configurator. If you require personal assistance, contact Technical Support at 800-834-4969.

Build Your Own: Cabinet & Enclosure Systems (as shown on Pages 8 & 9)

F-Series TeraFrame® Cabinet System & Accessories	
Part Number	Description For 7'H (2.1 m) 45U x 19"EIA Cabinets W x D - in (mm)
FF1J-212A-C22	23.6 x 43.2 (600 x 1097), Solid Top, Side Panels, Perforated Doors
FF2J-212A-C22	27.6 x 43.2 (700 x 1097), Solid Top, Side Panels, Perforated Doors
FF3J-212A-C22	31.5 x 43.2 (800 x 1097), Solid Top, Side Panels, Perforated Doors
Vertical Cable Manager	
34421-C01	Vertical Cable Manager, 1.9 x 10.5 (48 x 267), Short Finger, For 600 mm F-Series
35090-C05	Vertical Cable Manager, 3.1 x 11.6 (79 x 295), Short Finger, For 700 mm F-Series
35102-C05	Vertical Cable Manager, 3.1 x 14.1 (79 x 358), Long Finger, For 700 mm F-Series
35095-C05	Vertical Cable Manager, 5.0 x 11.6 (127 x 295), Short Finger, For 800 mm F-Series
35103-C05	Vertical Cable Manager, 5.0 x 14.1 (127 x 358), Long Finger, For 800 mm F-Series
Vertical Cable Ring Manager	
35100-C05	Small Vertical Cable Ring Manager, 1.5 x 4.2 (38 x 107), For 600 mm F-Series
35101-C05	Large Vertical Cable Ring Manager, 3.3 x 6.5 (84 x 165), For 700/800 mm F-Series
Cable Lashing Bracket	
35087-C05	Cable Lashing Bracket, 5 (130)
Front-to-Back Cable Manager	
35106-C01	Front-to-Back Cable Manager, 10-17 (250-430), For 700 mm F-Series
35106-C02	Front-to-Back Cable Manager, 6-10 (150-250), For 700 mm F-Series
35108-C01	Front-to-Back Cable Manager, 10-17 (250-430), For 800 mm F-Series
35108-C02	Front-to-Back Cable Manager, 6-10 (150-250), For 800 mm F-Series

N-Series TeraFrame® Network Cabinet & Accessories	
Part Number	Description For 7'H (2.1 m) 45U x 19"EIA Cabinet W x D - in (mm)
NFOK-113C-C42	31.5 x 44.2 (800 x 1122), Solid Top, Side Panels, Perforated Doors
NFK1K-113C-C42	31.5 x 44.2 (800 x 1122), Exhaust Duct, Solid Top, Side Panels, Perforated Doors
Cable Management Fingers Kit	
34680-005	Cable Management Fingers Kit
Swivel Cable Spool	
34716-C01	Swivel Cable Spool, Each
34716-C02	Swivel Cable Spool, Kit of 6
34701-C05	Universal Accessory Rail
Fiber Trunk Cable Manager	
34719-C05	Fiber Trunk Cable Manager
Jumper Trays	
12183-719	Upper Jumper Tray, 2U x 19"EIA x 3.5 (89)
13183-719	Upper Jumper Tray, 2U x 19"EIA x 6 (150)

Fast Fact

Technical Support and Product Customization

New products often begin as customer requests. CPI can customize a solution based on your needs and requirements. Simply call CPI Technical Support at 800-834-4969 or use our online Product Configurator tool at www.chatsworth.com/configurator.

F-Series TeraFrame® HD Cabinet System & Accessories	
Part Number	Description For 7'H (2.1 m) 45U x 19"EIA Cabinet W x D - in (mm)
FHD-F1M-112B-C42	23.6 x 46.1 (600 x 1172), 2 Cable Openings Top Panel, Side Panels, Perforated Doors
Vertical Cable Ring Manager	
16275-C05	Cable Ring Manager, 1.4 x 4 (36 x 100)
Cable Lashing Bracket	
16272-C05	Cable Lashing Bracket, 5 (130)
Cable Lashing Bar	
16272-C05	Cable Lashing Bar, 1.5 (38)

GF-Series GlobalFrame® Cabinet System & Accessories	
Part Number	Description For 7'H (2.1 m) 45U x 19"EIA Cabinet W x D - in (mm)
GF-2A220	23.6 x 42.3 (600 x 1074), Solid Top, Side Panels, Perforated Doors
GF-2B220	29.5 x 42.3 (750 x 1074), Solid Top, Side Panels, Perforated Doors
GF-2C220	31.5 x 42.3 (800 x 1074), Solid Top, Side Panels, Perforated Doors
Vertical Cable Manager	
25110-701	Vertical Cable Manager with Standard Fingers, For 600 mm GF-Series
25404-704	Vertical Cable Manager with Standard Fingers, For 750 mm GF-Series
25404-707	Vertical Cable Manager with Standard Fingers, For 800 mm GF-Series
Cable Ring Kit	
25104-001	Cable Ring Kit, 1.7 x 5.0 (43 x 127), For 600 mm GF-Series
25105-002	Medium Cable Ring Kit, 4.5 x 4.7 (114 x 119), For 750 mm GF-Series
25106-002	Medium Cable Ring Kit, 5.5 x 4.7 (140 x 119), For 800 mm GF-Series
25105-001	Large Cable Ring Kit, 4.5 x 9.8 (114 x 249), For 750 mm GF-Series
25106-001	Large Cable Ring Kit, 5.5 x 9.8 (140 x 249), For 800 mm GF-Series
Cable Ring Manager	
25103-704	Cable Ring Manager, 4.5 x 4.7 (114 x 119), For 750 mm GF-Series
25102-704	Cable Ring Manager, 5.5 x 4.7 (140 x 119), For 800 mm GF-Series
Cable Lashing Bracket Kit	
25221-703	Bracket, 5 (125)
25221-704	Bracket, 10 (250)

M-Series MegaFrame® Cabinet System & Accessories	
Part Number	Description For 7'H (2.1 m) 45U Cabinet W x D - in (mm)
M1050-742	19"EIA, 27.3 x 39.6 (684 x 1006), Solid Top and Sides, Perforated Doors
M2050-742	23"W, 31.3 x 39.6 (796 x 1006), Solid Top and Sides, Perforated Doors
Vertical Cable Manager	
12465-707	Vertical Cable Manager, 3.3 x 6.5 (84 x 165)
Enhanced Vertical Cable Manager, Wide	
13170-700	4.7 x 8.7 (121 x 223), For 23"W x 45U MegaFrame
Enhanced Vertical Cable Manager, Narrow	
13171-700	3.5 x 5.2 (89 x 133), For MegaFrame M-Series Cabinets
Front-To-Back Cable Manager	
13169-701	1.7 (44), For Use With Narrow Enhanced Vertical Cable Manager
13168-701	3.7 (96), For Use With Wide Enhanced Vertical Cable Manager
23"-19" Rail Adapter Kit	
10587-701	Rail Adapter Kit, 23" to 19"W, converts 23"W MegaFrame into a 19"W MegaFrame

C-Series Slim Frame® Cabinet System & Accessories	
Part Number	Description For 7'H (2.1 m) 43U x 19"EIA Cabinet W x D - in (mm)
C1050-742	24 x 39.6 (610 x 1006), Solid Top and Sides, Perforated Doors
C1052-702	24 x 38.1 (610 x 968), No Top, Sides or Doors
Narrow Vertical Cable Manager	
11809-700	Vertical Cable Manager, 1.4 x 4.1 (36 x 105)

CPI Locations

USA

Corporate Office
Westlake Village, CA
818-735-6100

Chatsworth, CA Operations
818-882-8595

Georgetown, TX Operations
512-863-7800

New Bern, NC Operations
252-514-2779

Canada

Toronto, Ontario, Canada
905-850-7770

Latin America

Mexico City, Mexico
+52 55 5203-7525
Toll Free 01-800-201-7592

Europe

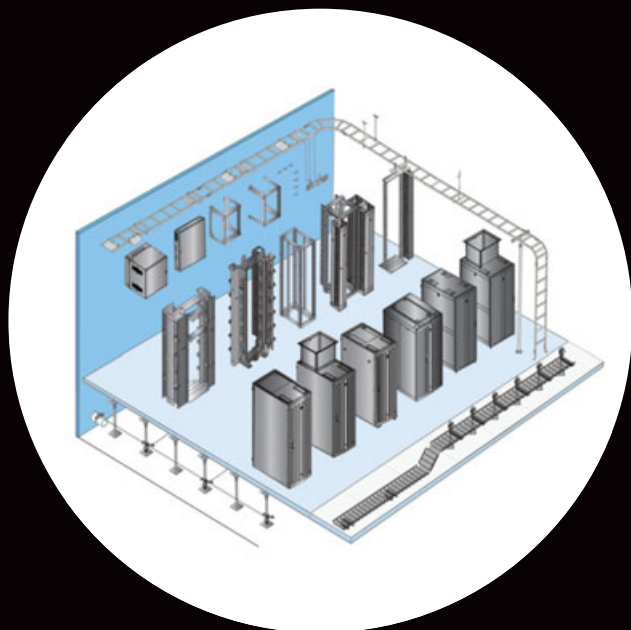
Buckinghamshire, England
+44-1628-524-834

Asia Pacific

Pudong, Shanghai, China
+86-21-6880-0266

Middle East & Africa

Dubai, United Arab Emirates
+971-4-2602125



The CPI Total Solution Includes:

- Cabinet & Rack Systems
- Equipment Support
- Cable Management
- Cable Pathways
- Grounding & Bonding
- Security & Monitoring
- Thermal Management
- Power Distribution
- Seismic Bracing

Find more information about CPI Cable Management at
www.chatsworth.com/cablemanagement

+1-800-834-4969 (U.S. & Canada)
or techsupport@chatsworth.com



**CHATSWORTH
PRODUCTS, INC.**