

Corning SMF-28[®] Ultra Optical Fiber Fusion Splice Verification Report

AN0041

Issued: March 2014

OBJECTIVE

Corning asked AFL to independently test the splicing performance of Corning's new SMF-28[®] Ultra optical fiber. AFL is the North American subsidiary of Fujikura Ltd, who is a worldwide leader in splicing equipment. This report summarizes the test plan and results from the work conducted by AFL at its facility in Spartanburg, South Carolina.

TEST PLAN AND PROCEDURE

The SMF-28[®] Ultra optical fiber splicing plan involved homogenous (same fiber type) and heterogeneous (different fiber types) splices. For each splicing combination, multiple fibers were used spanning a range of mode field diameters to simulate field conditions. The details of the fiber combinations and the number of splices can be found in Table 1. In addition to splicing different fiber types, a thorough understanding of splice loss was achieved through the use of core alignment and v-groove (cladding alignment) fusion splicers using standard splice equipment programs. A total of four different splicers were used, and the details can be found in Table 2.

Table 1. List of Fiber Combinations and Sample Size

Fiber A	Fiber B	Quantity
Corning [®] SMF-28 [®] Ultra optical fiber	Corning [®] SMF-28 [®] Ultra optical fiber	50 splices
Corning [®] SMF-28 [®] Ultra optical fiber	Corning [®] SMF-28e+ [®] optical fiber	30 splices
Corning [®] SMF-28 [®] Ultra optical fiber	Corning [®] ClearCurve [®] XB optical fiber	30 splices

Table 2. List of Splicers

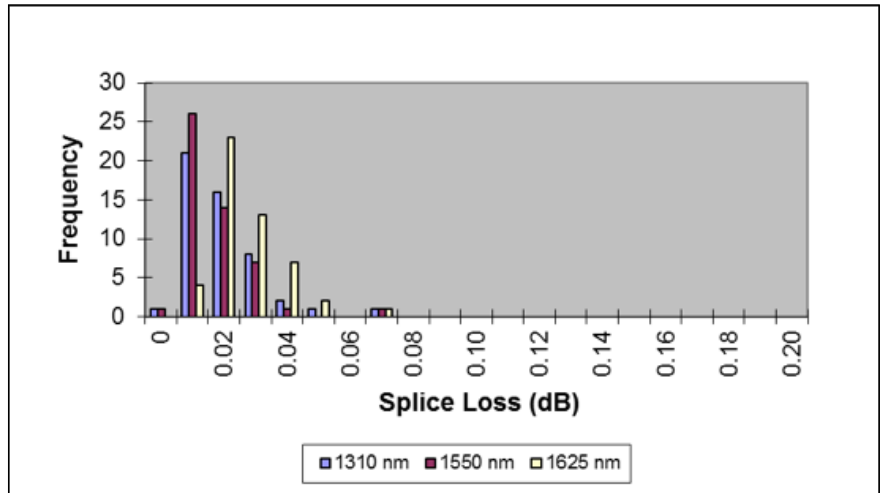
Core Alignment Splicer	Fixed V-groove Splicer
Fujikura 70S	Fujikura 19S
60S	18S

Splice loss was determined by averaging the measurements in both directions using an Optical Time Domain Reflectometer (OTDR) in accordance with ANSI/TIA/EIA-455-8-2000 and Telcordia GR-20-CORE, issue 4.

RESULTS OF CORE ALIGNMENT SPLICERS:

Splicing SMF-28® Ultra fiber to SMF-28® Ultra fiber

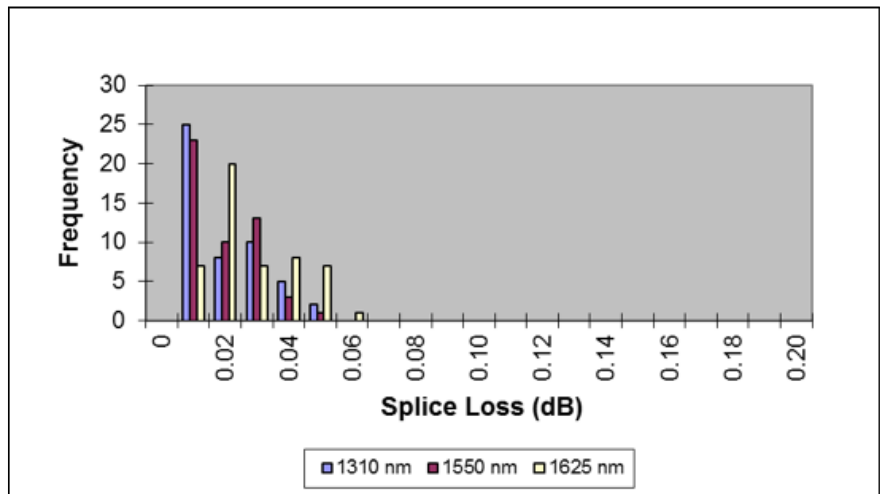
Splicer Type: Fujikura 70S (core alignment splicer)	
Splicer Settings	
Program	SM-SM Mode 10
Cleave Limit	1.5°
Loss Limit	0.20 dB
Arc Power	STANDARD
Arc Time	2000 ms
Cleaning Arc	180 ms



Fiber A	Fiber B	Wavelength (nm)	Spec (dB)*	Mean (dB)	Standard Deviation	Maximum (dB)
SMF-28 Ultra fiber	SMF-28 Ultra fiber	1310	Mean ≤0.10	0.02	0.013	0.07
SMF-28 Ultra fiber	SMF-28 Ultra fiber	1550	Mean ≤0.10	0.02	0.012	0.07
SMF-28 Ultra fiber	SMF-28 Ultra fiber	1625	Mean ≤0.10	0.03	0.012	0.07

*Summarized results meet Telcordia GR-20 requirements; mean splice loss of a group required to be ≤0.10 dB

Splicer Type: FSM-60S (core alignment splicer)	
Splicer Settings	
Program	SM-SM Mode 10
Cleave Limit	1.5°
Loss Limit	0.20 dB
Arc Power	STANDARD
Arc Time	2000 ms
Cleaning Arc	180 ms



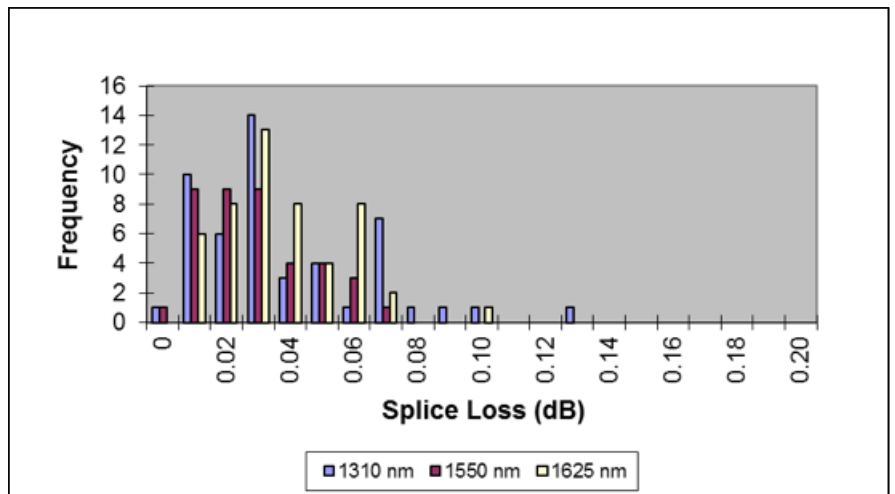
Fiber A	Fiber B	Wavelength (nm)	Spec (dB)*	Mean (dB)	Standard Deviation	Maximum (dB)
SMF-28 Ultra fiber	SMF-28 Ultra fiber	1310	Mean ≤0.10	0.02	0.013	0.05
SMF-28 Ultra fiber	SMF-28 Ultra fiber	1550	Mean ≤0.10	0.02	0.012	0.05
SMF-28 Ultra fiber	SMF-28 Ultra fiber	1625	Mean ≤0.10	0.03	0.013	0.05

*Summarized results meet Telcordia GR-20 requirements; mean splice loss of a group required to be ≤0.10 dB

RESULTS OF FIXED V-GROOVE SPLICERS:

Splicing SMF-28® Ultra fiber to SMF-28® Ultra fiber

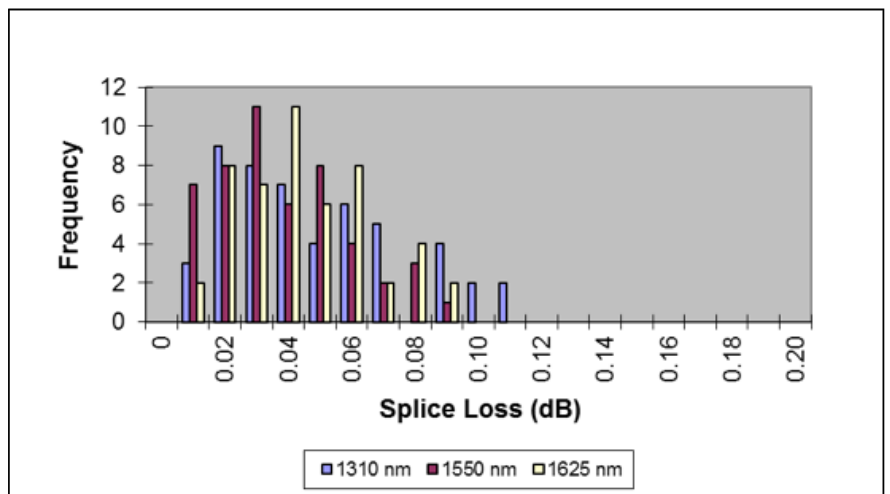
Splicer Type: Fujikura 19S (v-groove splicer)	
Splicer Settings	
Program	SM Setting
Cleave Limit	1.5°
Loss Limit	0.20 dB
Arc Power	STANDARD
Arc Time	6000 ms
Cleaning Arc	200 ms



Fiber A	Fiber B	Wavelength (nm)	Spec (dB)*	Mean (dB)	Standard Deviation	Maximum (dB)
SMF-28 Ultra fiber	SMF-28 Ultra fiber	1310	Mean ≤0.10	0.04	0.027	0.13
SMF-28 Ultra fiber	SMF-28 Ultra fiber	1550	Mean ≤0.10	0.03	0.020	0.10
SMF-28 Ultra fiber	SMF-28 Ultra fiber	1625	Mean ≤0.10	0.04	0.020	0.10

*Summarized results meet Telcordia GR-20 requirements; mean splice loss of a group required to be ≤0.10 dB

Splicer Type: FSM-18S (v-groove splicer)	
Splicer Settings	
Program	SM Setting
Cleave Limit	1.5°
Loss Limit	0.20 dB
Arc Power	STANDARD
Arc Time	6000 ms
Cleaning Arc	200 ms



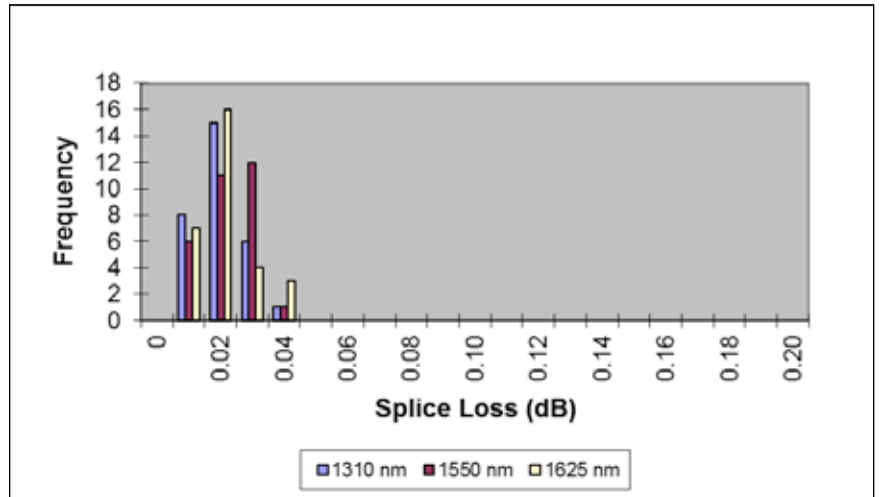
Fiber A	Fiber B	Wavelength (nm)	Spec (dB)*	Mean (dB)	Standard Deviation	Maximum (dB)
SMF-28 Ultra fiber	SMF-28 Ultra fiber	1310	Mean ≤0.10	0.05	0.028	0.11
SMF-28 Ultra fiber	SMF-28 Ultra fiber	1550	Mean ≤0.10	0.04	0.021	0.09
SMF-28 Ultra fiber	SMF-28 Ultra fiber	1625	Mean ≤0.10	0.04	0.020	0.09

*Summarized results meet Telcordia GR-20 requirements; mean splice loss of a group required to be ≤0.10 dB

RESULTS OF CORE ALIGNMENT SPLICERS:

Splicing SMF-28® Ultra fiber to SMF-28e+® fiber

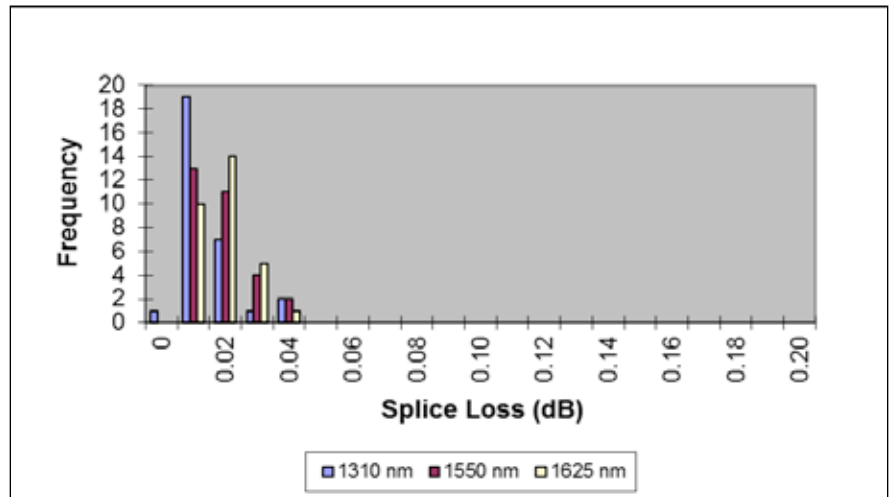
Splicer Type: Fujikura 70S (core alignment splicer)	
Splicer Settings	
Program	SM-SM Mode 10
Cleave Limit	1.5°
Loss Limit	0.20 dB
Arc Power	STANDARD
Arc Time	2000 ms
Cleaning Arc	180 ms



Fiber A	Fiber B	Wavelength (nm)	Spec (dB)*	Mean (dB)	Standard Deviation	Maximum (dB)
SMF-28 Ultra fiber	SMF-28e+ fiber	1310	Mean ≤0.10	0.02	0.008	0.04
SMF-28 Ultra fiber	SMF-28e+ fiber	1550	Mean ≤0.10	0.02	0.007	0.04
SMF-28 Ultra fiber	SMF-28e+ fiber	1625	Mean ≤0.10	0.02	0.008	0.04

*Summarized results meet Telcordia GR-20 requirements; mean splice loss of a group required to be ≤0.10 dB

Splicer Type: FSM-60S (core alignment splicer)	
Splicer Settings	
Program	SM-SM Mode 10
Cleave Limit	1.5°
Loss Limit	0.20 dB
Arc Power	STANDARD
Arc Time	2000 ms
Cleaning Arc	180 ms



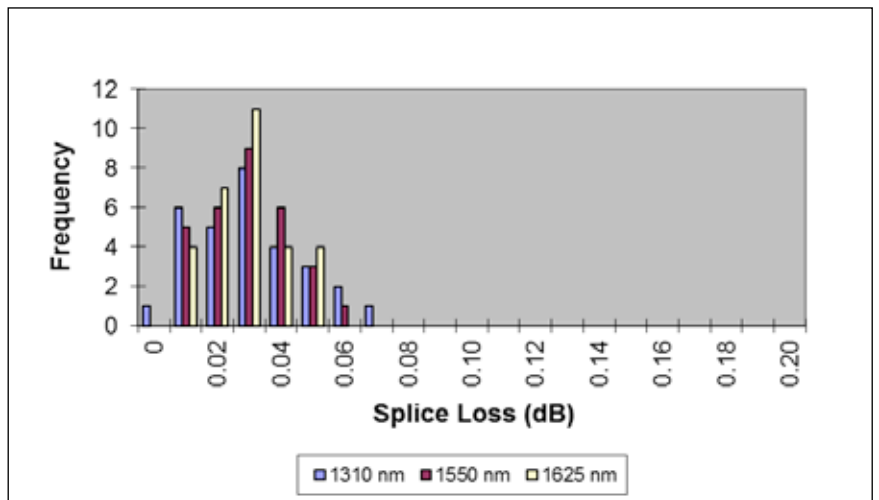
Fiber A	Fiber B	Wavelength (nm)	Spec (dB)*	Mean (dB)	Standard Deviation	Maximum (dB)
SMF-28 Ultra fiber	SMF-28e+ fiber	1310	Mean ≤0.10	0.01	0.009	0.04
SMF-28 Ultra fiber	SMF-28e+ fiber	1550	Mean ≤0.10	0.02	0.008	0.04
SMF-28 Ultra fiber	SMF-28e+ fiber	1625	Mean ≤0.10	0.02	0.008	0.04

*Summarized results meet Telcordia GR-20 requirements; mean splice loss of a group required to be ≤0.10 dB

RESULTS OF FIXED V-GROOVE SPLICERS:

Splicing SMF-28® Ultra fiber to SMF-28e+® fiber

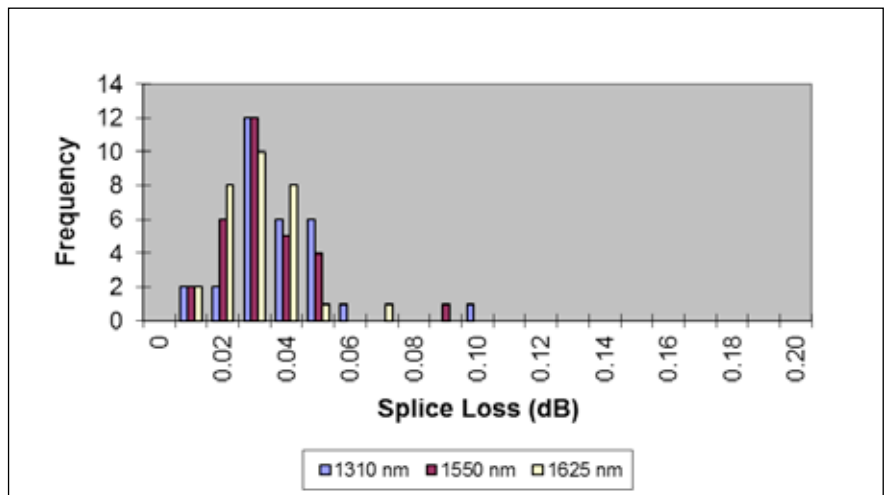
Splicer Type: Fujikura 19S (v-groove splicer)	
Splicer Settings	
Program	SM Setting
Cleave Limit	1.5°
Loss Limit	0.20 dB
Arc Power	STANDARD
Arc Time	6000 ms
Cleaning Arc	200 ms



Fiber A	Fiber B	Wavelength (nm)	Spec (dB)*	Mean (dB)	Standard Deviation	Maximum (dB)
SMF-28 Ultra fiber	SMF-28e+ fiber	1310	Mean ≤0.10	0.03	0.017	0.07
SMF-28 Ultra fiber	SMF-28e+ fiber	1550	Mean ≤0.10	0.03	0.013	0.06
SMF-28 Ultra fiber	SMF-28e+ fiber	1625	Mean ≤0.10	0.03	0.012	0.05

*Summarized results meet Telcordia GR-20 requirements; mean splice loss of a group required to be ≤0.10 dB

Splicer Type: FSM-18S (v-groove splicer)	
Splicer Settings	
Program	SM Setting
Cleave Limit	1.5°
Loss Limit	0.20 dB
Arc Power	STANDARD
Arc Time	6000 ms
Cleaning Arc	200 ms



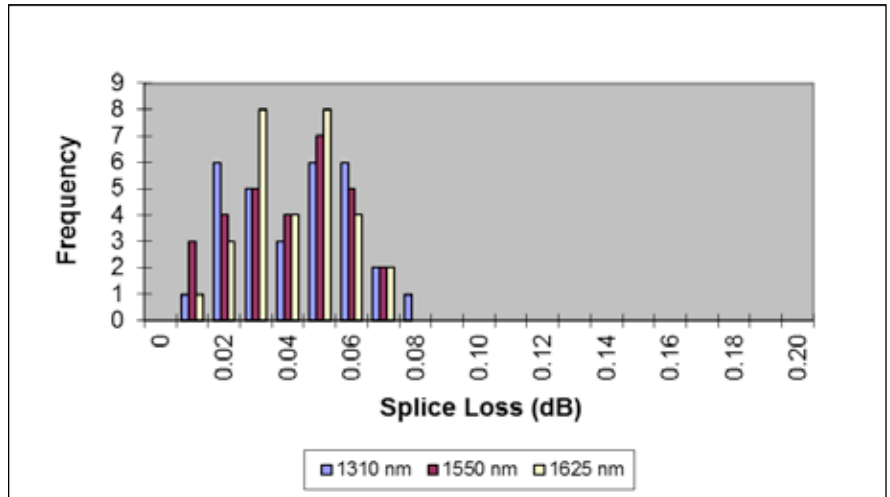
Fiber A	Fiber B	Wavelength (nm)	Spec (dB)*	Mean (dB)	Standard Deviation	Maximum (dB)
SMF-28 Ultra fiber	SMF-28e+ fiber	1310	Mean ≤0.10	0.04	0.016	0.10
SMF-28 Ultra fiber	SMF-28e+ fiber	1550	Mean ≤0.10	0.03	0.014	0.09
SMF-28 Ultra fiber	SMF-28e+ fiber	1625	Mean ≤0.10	0.03	0.011	0.07

*Summarized results meet Telcordia GR-20 requirements; mean splice loss of a group required to be ≤0.10 dB

RESULTS OF CORE ALIGNMENT SPLICERS:

Splicing SMF-28® Ultra fiber to ClearCurve® XB fiber

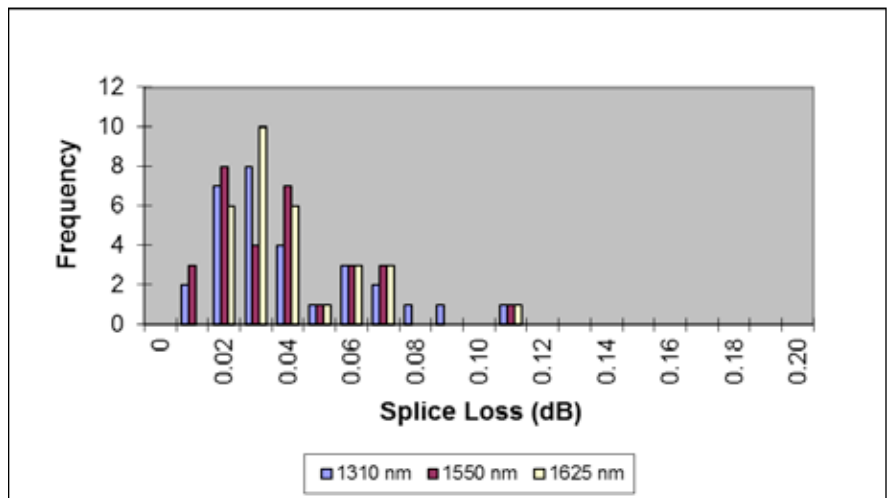
Splicer Type: Fujikura 70S (core alignment splicer)	
Splicer Settings	
Program	SM-SM Mode 10
Cleave Limit	1.5°
Loss Limit	0.20 dB
Arc Power	STANDARD
Arc Time	2000 ms
Cleaning Arc	180 ms



Fiber A	Fiber B	Wavelength (nm)	Spec (dB)*	Mean (dB)	Standard Deviation	Maximum (dB)
SMF-28 Ultra fiber	ClearCurve XB fiber	1310	Mean ≤0.15	0.04	0.018	0.08
SMF-28 Ultra fiber	ClearCurve XB fiber	1550	Mean ≤0.15	0.04	0.017	0.07
SMF-28 Ultra fiber	ClearCurve XB fiber	1625	Mean ≤0.15	0.04	0.016	0.07

*Summarized results meet Telcordia GR-20 requirements; mean splice loss of a group required to be ≤0.15 dB

Splicer Type: FSM-60S (core alignment splicer)	
Splicer Settings	
Program	SM-SM Mode 10
Cleave Limit	1.5°
Loss Limit	0.20 dB
Arc Power	STANDARD
Arc Time	2000 ms
Cleaning Arc	180 ms



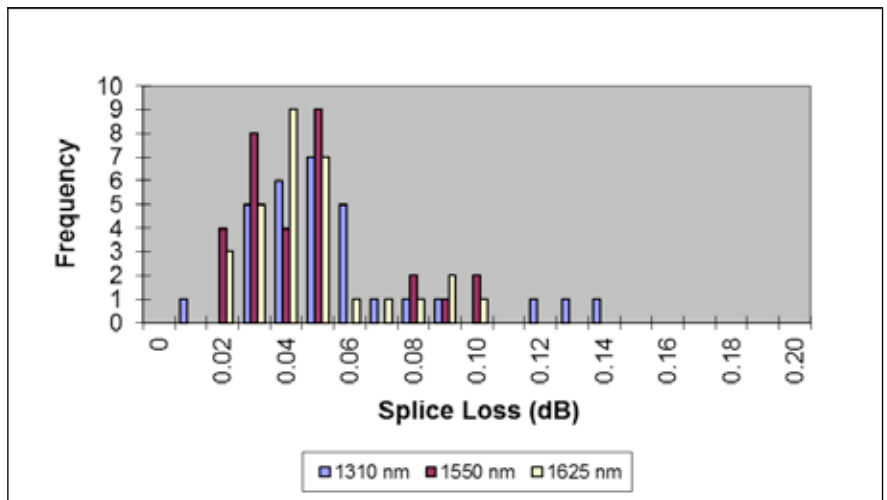
Fiber A	Fiber B	Wavelength (nm)	Spec (dB)*	Mean (dB)	Standard Deviation	Maximum (dB)
SMF-28 Ultra fiber	ClearCurve XB fiber	1310	Mean ≤0.15	0.04	0.025	0.11
SMF-28 Ultra fiber	ClearCurve XB fiber	1550	Mean ≤0.15	0.04	0.023	0.11
SMF-28 Ultra fiber	ClearCurve XB fiber	1625	Mean ≤0.15	0.04	0.021	0.11

*Summarized results meet Telcordia GR-20 requirements; mean splice loss of a group required to be ≤0.15 dB

RESULTS OF FIXED V-GROOVE SPLICERS:

Splicing SMF-28® Ultra fiber to ClearCurve® XB fiber

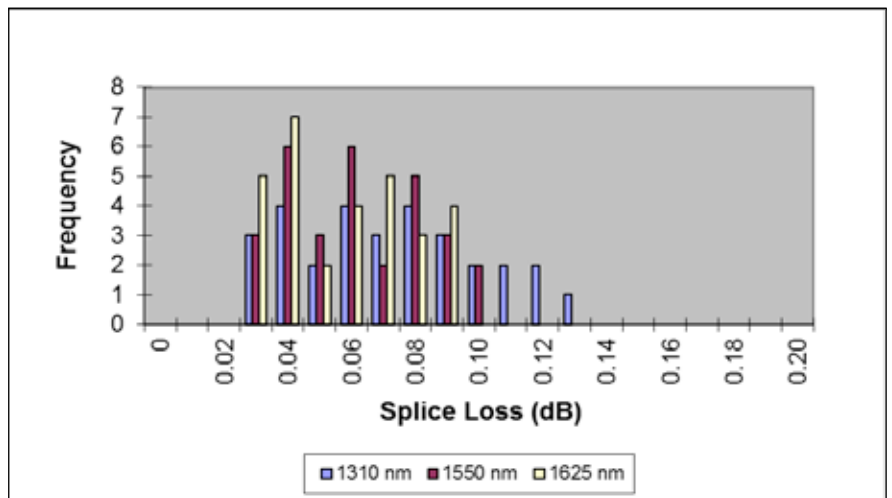
Splicer Type: Fujikura 19S (v-groove splicer)	
Splicer Settings	
Program	SM Setting
Cleave Limit	1.5°
Loss Limit	0.20 dB
Arc Power	STANDARD
Arc Time	6000 ms
Cleaning Arc	200 ms



Fiber A	Fiber B	Wavelength (nm)	Spec (dB)*	Mean (dB)	Standard Deviation	Maximum (dB)
SMF-28 Ultra fiber	ClearCurve XB fiber	1310	Mean ≤0.15	0.03	0.017	0.07
SMF-28 Ultra fiber	ClearCurve XB fiber	1550	Mean ≤0.15	0.03	0.013	0.06
SMF-28 Ultra fiber	ClearCurve XB fiber	1625	Mean ≤0.15	0.03	0.012	0.05

*Summarized results meet Telcordia GR-20 requirements; mean splice loss of a group required to be ≤0.15 dB

Splicer Type: FSM-18S (v-groove splicer)	
Splicer Settings	
Program	SM Setting
Cleave Limit	1.5°
Loss Limit	0.20 dB
Arc Power	STANDARD
Arc Time	6000 ms
Cleaning Arc	200 ms



Fiber A	Fiber B	Wavelength (nm)	Spec (dB)*	Mean (dB)	Standard Deviation	Maximum (dB)
SMF-28 Ultra fiber	ClearCurve XB fiber	1310	Mean ≤0.15	0.07	0.029	0.10
SMF-28 Ultra fiber	ClearCurve XB fiber	1550	Mean ≤0.15	0.06	0.020	0.09
SMF-28 Ultra fiber	ClearCurve XB fiber	1625	Mean ≤0.15	0.06	0.021	0.07

*Summarized results meet Telcordia GR-20 requirements; mean splice loss of a group required to be ≤0.15 dB

CONCLUSIONS

AFL has successfully completed the splicing test plan for SMF-28® Ultra optical fiber using both core alignment and fixed v-groove (non-active alignment) fusion splicing equipment. The results of this independent study confirm that SMF-28® Ultra optical fiber has the same excellent splice loss performance (both homogeneous and heterogeneous) using standard fusion splicer equipment. These results were as expected given that SMF-28® Ultra fiber's Mode Field Diameter (MFD) is the same as SMF-28e+® fiber across the full wavelength spectrum.

Corning Incorporated
www.corning.com/opticalfiber

One Riverfront Plaza
Corning, New York
USA

Phone: +1-607-248-2000
Email: cofic@corning.com

Corning, SMF-28, SMF-28e+ and ClearCurve are registered trademarks of
Corning Incorporated, Corning, N.Y.

© 2014, Corning Incorporated