



Corning® Gorilla® Glass Ceramic 3

Introducing Corning® Gorilla® Glass Ceramic 3, the toughest yet in our Gorilla Glass Ceramic product portfolio.

Product Information

Benefits

- Improved drop performance on surfaces replicating concrete, greater than 2.0 meters on 80-grit sandpaper
- High resistance to sharp contact damage
- High retained strength after use
- Thin rolled sheet enables near net thickness to final part dimensions

Applications

Ideal protective cover material for the front and back of electronic displays:

- Smartphones
- Cameras
- Smartwatches and wearables

Thickness

Standard as Formed Sheet 0.85 mm – 1.20 mm
Other Available upon request

Viscosity

Annealing Point (10^{18.2} poises) 760 °C
Strain Point (10^{14.7} poises) 728 °C

Properties

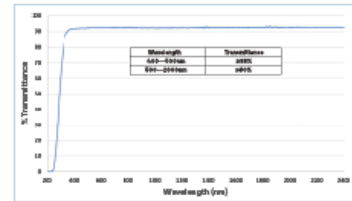
Density 2.51 g/cm³
Young's Modulus 104 GPa
Poisson's Ratio 0.19
Shear Modulus 43.4 GPa
Knoop Hardness (200g load)
Unstrengthened 640 kgf/mm²
Strengthened 870 kgf/mm²
Fracture Toughness 1.16 MPa m^{0.5}
Coefficient of Expansion (0-300°C) 68.9 x 10⁻⁷/°C

Chemical Strengthening

Please contact a Corning Account Manager for chemical strengthening capability based on thickness and application.

Optical

Refractive Index (560 nm)
Core Glass* 1.55
Compression Layer 1.55
Photo-elastic constant 26.2 nm/cm/MPa
Haze @ 0.6 mm thickness ≤ 0.15%



*Core index is used for IOX metrology since it is unaffected by ion-exchanged conditions.

Chemical Durability

Chemical durability is measured via weight loss per surface area after immersion in the solvents shown below. Values are highly dependent upon actual testing conditions.

Reagent	Time	Temperature (°C)	Weight Loss (mg/cm ²)
HCl – 5 wt%	24 hrs.	95	0.04
NH4F:HF – 10 wt%	20 min.	20	4.4
HF – 10 wt%	20 min.	20	18.7
NaOH – 5 wt%	8 hrs.	95	0.3

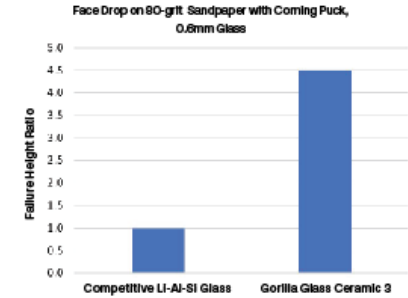
Electrical

Frequency (MHz)	Dielectric Constant	Loss Tangent
54	5.78	0.004
163	5.75	0.004
272	5.75	0.004
381	5.75	0.004
490	5.74	0.004
599	5.75	0.004
912	5.78	0.004
1499	5.77	0.006
1977	5.77	0.005
2496	5.76	0.005
2986	5.76	0.006

Drop Test Performance

In Corning lab tests, Corning® Gorilla® Glass Ceramic 3 survived drops greater than 2.0 meters on surfaces replicating concrete.

Competitive lithium aluminosilicate cover glasses typically failed from drops of half a meter or less.



Corning® Gorilla® Glass Ceramic 3

Always Tough. Always Innovating.

Contact us
gorillaglass@corning.com

Corning Incorporated reserves the right to improve, enhance, and modify the features and specifications of its products without prior notification. The information provided herein creates no express or implied warranties with respect to the products described and such warranties are hereby explicitly disclaimed.

Corning is a registered trademark of Corning Incorporated, Corning, NY, USA
©2026 Corning Incorporated. All rights reserved.

Published March 2026.





Corning® Gorilla® Glass Ceramic 3

Introducing Corning® Gorilla® Glass Ceramic 3, the toughest yet in our Gorilla Glass Ceramic product portfolio.

Product Information

Benefits

- Improved drop performance on surfaces replicating concrete, greater than 2.0 meters on 80-grit sandpaper
- High resistance to sharp contact damage
- High retained strength after use
- Thin rolled sheet enables near net thickness to final part dimensions

Applications

Ideal protective cover material for the front and back of electronic displays:

- Smartphones
- Cameras
- Smartwatches and wearables

Thickness

Standard as Formed Sheet 0.65 mm – 1.20 mm
Other Available upon request

Viscosity

Annealing Point (10^{13.2} poises) 760 °C
Strain Point (10^{14.7} poises) 728 °C

Properties

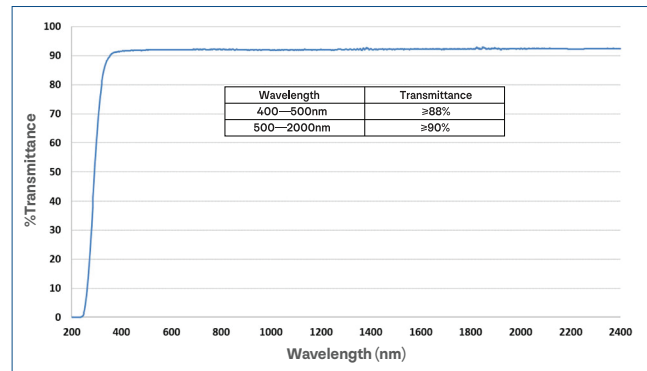
Density 2.51 g/cm³
Young's Modulus 104 GPa
Poisson's Ratio 0.19
Shear Modulus 43.4 GPa
Knoop Hardness (200g load)
 Unstrengthened 640 kgf/mm²
 Strengthened 670 kgf/mm²
Fracture Toughness 1.16 MPa m^{0.5}
Coefficient of Expansion (0-300°C) 68.9 x 10⁻⁷/°C

Chemical Strengthening

Please contact a Corning Account Manager for chemical strengthening capability based on thickness and application.

Optical

Refractive Index (590 nm)
 Core Glass* 1.55
 Compression Layer 1.55
Photo-elastic constant 26.2 nm/cm/MPa
Haze @ 0.6 mm thickness ≤ 0.15%



*Core index is used for IOX metrology since it is unaffected by ion-exchanged conditions.

Chemical Durability

Chemical durability is measured via weight loss per surface area after immersion in the solvents shown below. Values are highly dependent upon actual testing conditions.

Reagent	Time	Temperature (°C)	Weight Loss (mg/cm ²)
HCl – 5 wt%	24 hrs.	95	0.04
NH ₄ F: HF – 10 wt%	20 min.	20	4.4
HF – 10 wt%	20 min.	20	18.7
NaOH – 5 wt%	6 hrs.	95	0.3

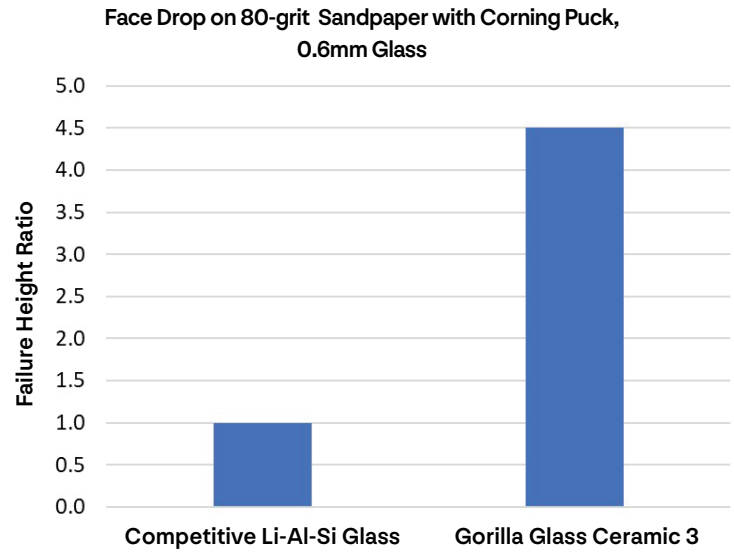
Electrical

Frequency (MHz)	Dielectric Constant	Loss Tangent
54	5.78	0.004
163	5.75	0.004
272	5.75	0.004
381	5.75	0.004
490	5.74	0.004
599	5.75	0.004
912	5.78	0.004
1499	5.77	0.005
1977	5.77	0.005
2466	5.76	0.005
2986	5.76	0.006

Drop Test Performance

In Corning lab tests, Corning® Gorilla® Glass Ceramic 3 survived drops greater than 2.0 meters on surfaces replicating concrete.

Competitive lithium aluminosilicate cover glasses typically failed from drops of half a meter or less.



Corning® Gorilla® Glass Ceramic 3

Always Tough. Always Innovating.

Contact us
gorillaglass@corning.com

Corning Incorporated reserves the right to improve, enhance, and modify the features and specifications of its products without prior notification. The information provided herein creates no express or implied warranties with respect to the products described and such warranties are hereby explicitly disclaimed.

Corning is a registered trademark of Corning Incorporated, Corning, N.Y., USA
©2026 Corning Incorporated. All rights reserved.

Published March 2026.

CORNING
Gorilla® Glass