



CORNING

# Everon<sup>®</sup> Copper Datacom

## Cat.6<sub>A</sub> Shielded, E500S, VOL Footprint

RJ45 Cat.6<sub>A</sub> Jacks STP (E500S)

Copper Patch Cords

Copper Patch Panels

Faceplates & Wall Outlets

Copper Cable

# RJ45 Cat.6<sub>A</sub> STP Jacks, E500S

Our Cat.6<sub>A</sub> copper interconnect products work together to provide an easy-to-use solution for deploying high-speed connections throughout a building. The RJ45 jack is a key component in this system.

The traditional one-click design enables an easy, tool-less termination on shielded cables, meeting industry performance standards.




| Features                              | Benefits   |
|---------------------------------------|--|
| Tool-less jack                        | Easy and quick to install.<br>Fast, reliable connection. All eight copper conductors are wired in a single operation.<br>Quality of connection by design: Just listen for the click.   |
| Installation features                 | Easier cable management.<br>More space and flexibility to ensure the cable minimum bend radius is not compromised.<br>Enables a wide range of cable routing options. Easy to use in tight spaces.<br>Just one product for all applications |
| 360° metallic shielding               | Virtually eliminates alien crosstalk for good EMC and ANEXT performance  |
| Reusable                              | If a wiring mistake is made, there is no need to use a new jack, which means virtually no wasted inventory.  |
| Clip-in mounting                      | RJ45 modular jack design can fit many other accessories on the market using the standard clip-in mounting.   |
| Accepts solid and stranded conductors | Compatible with many cables on the market and enables “jack-to-plug” cables to be manufactured using stranded conductors (for use in open-office architectures).   |
| Integral shutter                      | Increased dust protection, especially during installation or in a dirty environment.<br>No additional shuttering required on faceplates.   |

| Specifications  |   |
|---|---|
| Standards compliance  | Use in permanent links with dedicated cable types results in compliance with ISO/IEC 11801 (Ed. 1.0) 2017 or EN 50173-1:2018 Class EA and Category 6 <sub>A</sub> and ANSI/TIA/568.2-D:2018 |
| Electrical performance<br>Operating voltage<br>Lead-through resistance<br>Insulation resistance | < 75 VDC<br>< 200 mΩ<br>> 500 MΩ  |
| Environmental compliance<br>Operating temperature   | -10°C to 60°C (14°F to 140°F)   |
| Mechanical specifications<br>Conductor diameter   | Solid wires: 0.50 to 0.65 mm (AWG 22-24)<br>Stranded wires: 7 x 0.15 to 0.20 mm   |
| Maximum diameter of wire insulation<br>Protection contacts                                      | 1.6 mm<br>0.75 μm in contact zone   |

## RJ45 E500S Jack Ordering Information

| Part Number | Description      | Footprint | Jack Colour | Quantity in Pack | AWG Solid | AWG Flex | Channel Performance             | PoE / PoE+ / 4PPoE | Transmission Speed | Legacy Part Number |
|-------------|------------------|-----------|-------------|------------------|-----------|----------|---------------------------------|--------------------|--------------------|--------------------|
| DE010022734 | E500S 1 Way Jack | VOL       | Silver      | 8                | 22-24     | 24-26    | Class EA Channel (3 connectors) | PoE / PoE+ / 4PPoE | 10GbE              | OCK6AS-E8          |
| DE010022742 | E500S 1 Way Jack | VOL       | Silver      | 480              | 22-24     | 24-26    | Class EA Channel (3 connectors) | PoE / PoE+ / 4PPoE | 10GbE              | OCK6AS-EV          |



# Cat.6<sub>A</sub> Copper Patch Cords

Copper patch cords help enable you to complete your network to Cat.6<sub>A</sub>, according to ANSI/TIA/568.2-D:2018 and Class EA ISO/IEC 11801 (Ed. 1.0) 2017. They are constructed with SFTP-stranded cable, low-smoke, zero-halogen (LSZH™) rated jacket. These patch cords are available in a variety of lengths and colours for easy cable management and administration. Corning's copper patch cords are packaged in corn starch bags.



| Feature                        | Benefit   |
|--------------------------------|---|
| "Snagless" boot protects latch | Better mechanical protection helps prevent breaks so the cords last longer. |
| Various lengths and colours    | Options to complete systems to your requirements.                           |
| LSZH™ version available        | Meets flame requirements for low flammability and low toxicity.             |

| Specifications  |   |
|---|---|
| <b>Standards compliance</b>   | ANSI/TIA/568.2-D:2018<br>ISO/IEC 11801 (Ed. 1.0) 2017<br>EN 50173-1                                     |
| <b>Electrical performance</b><br>Cable impedance<br>Insulation resistance (500 V)   | 100 Ω ±15%<br>5000 MΩ*km  |
| <b>Environmental compliance</b><br>Fire performance<br>Operating temperature<br>Propagation delay<br>Delay skew           | IEC 60332-1, IEC 61034-2, IEC 60754-1, IEC 60754-2<br>-20°C to 60°C<br>≥ 10 MHz 4.3 ns/m<br>20 ns/100 m |
| <b>Mechanical specifications</b><br>Nominal Outer Diameter<br>Min. Bend Radius Installation<br>Min. Bend Radius Operation | 5.8 mm<br>47 mm<br>18 mm  |

## Cat.6<sub>A</sub> Patch Cords, SFTP

| Length  | Jacket | Wire Diameter | Turquoise            | Grey                 | Blue                 |
|---|--------|---------------|----------------------|----------------------|----------------------|
| Cat.6 <sub>A</sub> Shielded LSZH™ Copper Patch Cords                  |        |               |                      |                      |                      |
| 0.5 m   | LSZH   | 26 AWG        | CCAAGB-GB002-A005-C0 | CCAAGB-G1002-A005-C0 | CCAAGB-G2002-A005-C0 |
| 1 m   | LSZH   | 26 AWG        | CCAAGB-GB002-A010-C0 | CCAAGB-G1002-A010-C0 | CCAAGB-G2002-A010-C0 |
| 2 m   | LSZH   | 26 AWG        | CCAAGB-GB002-A020-C0 | CCAAGB-G1002-A020-C0 | CCAAGB-G2002-A020-C0 |
| 3 m   | LSZH   | 26 AWG        | CCAAGB-GB002-A030-C0 | CCAAGB-G1002-A030-C0 | CCAAGB-G2002-A030-C0 |
| 5 m   | LSZH   | 26 AWG        | CCAAGB-GB002-A050-C0 | CCAAGB-G1002-A050-C0 | CCAAGB-G2002-A050-C0 |
| 10 m  | LSZH   | 26 AWG        | CCAAGB-GB002-A100-C0 | CCAAGB-G1002-A100-C0 | CCAAGB-G2002-A100-C0 |
|   |        |               |                      |                      |                      |
| 0.5 m   | LSZH   | 30 AWG        | MCAAWB-GB002-A005-V0 | MCAAWB-G1002-A005-V0 | MCAAWB-G2002-A005-V0 |
| 1 m   | LSZH   | 30 AWG        | MCAAWB-GB002-A010-V0 | MCAAWB-G1002-A010-V0 | MCAAWB-G2002-A010-V0 |
| 2 m   | LSZH   | 30 AWG        | MCAAWB-GB002-A020-V0 | MCAAWB-G1002-A020-V0 | MCAAWB-G2002-A020-V0 |
| 3 m   | LSZH   | 30 AWG        | MCAAWB-GB002-A030-V0 | MCAAWB-G1002-A030-V0 | MCAAWB-G2002-A030-V0 |
| 5 m   | LSZH   | 30 AWG        | MCAAWB-GB002-A050-V0 | MCAAWB-G1002-A050-V0 | MCAAWB-G2002-A050-V0 |
| 10 m  | LSZH   | 30 AWG        | MCAAWB-GB002-A100-V0 | MCAAWB-G1002-A100-V0 | MCAAWB-G2002-A100-V0 |
| Cat.6 <sub>A</sub> Shielded LSZH Copper Patch Cords, Cca -s1a, d1, a1 |        |               |                      |                      |                      |
| 0.5 m   | LSZH   | 26 AWG        |                      | CCAAGB-G1002-A005-CC |                      |
| 1 m   | LSZH   | 26 AWG        |                      | CCAAGB-G1002-A010-CC |                      |
| 2 m   | LSZH   | 26 AWG        |                      | CCAAGB-G1002-A020-CC |                      |
| 3 m   | LSZH   | 26 AWG        |                      | CCAAGB-G1002-A030-CC |                      |
| 5 m   | LSZH   | 26 AWG        |                      | CCAAGB-G1002-A050-CC |                      |
| 10 m  | LSZH   | 26 AWG        |                      | CCAAGB-G1002-A100-CC |                      |


For more information on solid wire versions and consolidation point patch cords, please visit our online catalogue.

Additional lengths, colours and wire diameters are available. Please consult your local Corning representative, or alternatively, Corning Customer Care at 00800 2676 4641 or email [cc.emea@corning.com](mailto:cc.emea@corning.com)

# Patch Panels

Copper patch panels are modular and provide an aesthetically pleasing solution for housing modular jacks. These lightweight aluminium panels are compatible with RJ45 jacks as well as typical industry-accepted modular jacks.

The classic version includes a cable-strain-relief tray and earth-connection point. The ECO panels are a simple version, without an earth-connection point, to use with racks with integral cable management. The panels include screws, cage nuts, and cable ties. Port blanking and coloured identification caps are available. The range includes a patch cord management panel with five management rings.



# Copper Patch Panels Ordering Information

| Part Number                          | Description   | Colour | Legacy Part Number |
|--------------------------------------|---|--------|--------------------|
| <b>1U 19-inch Patch Panels</b>       |   |        |                    |
| FQ100080602                          | 16-Port Patch Panel (no cage nuts required)                             | Black  | VOL-SPK-16         |
| UU001622875                          | 16-Port Patch Panel   | Black  | VOL-PPCB-F16-K     |
| UU001622917                          | 16-Port Patch Panel   | Silver | VOL-PPCA-F16-K     |
| UU001622941                          | 16-Port Patch Panel with Locking System                                 | Black  | VOL-PPCB-V16-K     |
| UU001622859                          | 16-Port Patch Panel, eco version, UTP only                              | Black  | VOL-PPUD-F16-K     |
| FQ100080610                          | 24-Port Patch Panel (no cage nuts required)                             | Black  | VOL-SPK-24         |
| MAXCSV-02408-C001                    | 24-Port Patch Panel   | Black  | VOL-PPCB-F24-K     |
| MAXCSV-02408-C001                    | 24-Port Patch Panel   | Silver | VOL-PPCA-F24-K     |
| UU001622958                          | 24-Port Patch Panel with Locking System                                 | Black  | VOL-PPCB-V24-K     |
| UU001622867                          | 24-Port Patch Panel, eco version, UTP only                              | Black  | VOL-PPUD-F24-K     |
| UU001622966                          | 32-Port Patch Panel, high density                                       | Black  | VOL-PPCB-HD-F32-K  |
| <b>1U 19-inch Angled Patch Panel</b> |   |        |                    |
| DE620045786                          | 24-Port Angled Patch Panel  | Black  | VOL-PPCB-A24-K     |
| <b>2U 19-inch Patch Panels</b>       |   |        |                    |
| UU001622891                          | 32-Port Patch Panel   | Black  | VOL-PPCB-F32-K     |
| UU001622925                          | 32-Port Patch Panel   | Silver | VOL-PPCA-F32-K     |
| UU001622909                          | 48-Port Patch Panel   | Black  | VOL-PPCB-F48-K     |
| UU001622933                          | 48-Port Patch Panel   | Silver | VOL-PPCA-F48-K     |
| <b>Copper Cable Management</b>       |   |        |                    |
| FQ100080636                          | 1U Copper Patch Cable Management Panel (no cage nuts required), 4 rings | Black  | VOLSPM75           |
| WAXWSW-00008-C007                    | 1U Copper Patch Cable Management Panel, 5 rings                         | Black  |                    |
| WAXWSW-00000-C007                    | 1U Copper Patch Cable Management Panel, 5 rings                         | Silver |                    |
| WAXWSW-00008-C009                    | 1U Patch Cable Guides (left and right)                                  | Black  |                    |
| WAXWSW-00000-C009                    | 1U Patch Cable Guides (left and right)                                  | Silver |                    |
| WAXWSW-00008-C004                    | 1U Blanking Panel   | Black  |                    |
| WAXWSW-00000-C004                    | 1U Blanking Panel   | Silver |                    |
| WAXWSW-00008-C005                    | 2U Blanking Panel   | Black  |                    |
| WAXWSW-00000-C005                    | 2U Blanking Panel   | Silver |                    |
| LANS-LBL-WNDW                        | Self-Adhesive Labelling Windows, including paper strips (pack of 10)    |        |                    |
| <b>Patch Panel Accessories</b>       |   |        |                    |
| 80611020399                          | White Blank Port Insert   | 1      | VOL-0300           |
| 80611020738                          | Black Blank Port Insert   | 1      | VOL-0300BK         |
| FQ100020616                          | Blue Port Cap/Identifier  | 8      | VOL-PCC-B          |
| FQ100020632                          | Red Port Cap/Identifier   | 8      | VOL-PCCR           |
| FQ100020624                          | Yellow Port Cap/Identifier  | 8      | VOL-PCC-Y          |
| FQ100020640                          | Green Port Cap/Identifier   | 8      | VOL-PCC-G          |
| XS003873642                          | Blue Port Cap/Identifier and Label Holder                               | 8      | VOL-PEC-B          |
| XS003873691                          | Red Port Cap/Identifier and Label Holder                                | 8      | VOL-PEC-R          |
| XS003873709                          | Yellow Port Cap/Identifier and Label Holder                             | 8      | VOL-PEC-Y          |
| XS003873717                          | Green Port Cap/Identifier and Label Holder                              | 8      | VOL-PEC-G          |
| LANS-LBL-WNDW                        | Self-Adhesive Labelling Windows, including paper strips                 | 10     |                    |

# Faceplates and Outlets

Faceplates are compatible with most electrical wall boxes and are available in two-port and four-port versions. These faceplates fit common European dimensions and are compatible with RJ45 modular jacks. Port icons for port identification as well as label windows are included in some products.



## Faceplate Ordering Information


| Copper Faceplates |  |        |                    |
|-------------------|--|--------|--------------------|
| Part Number       | Description  | Colour | Legacy Part Number |
| XF003849205       | 86 x 86 mm Single-Gang Faceplate for 1 jack, UK Style  | White  | VOLFPUK-1K         |
| XF003849213       | 86 x 86 mm Single-Gang Faceplate for 2 jacks, UK Style | White  | VOLFPUK-2K         |
| FQ100081360       | 45 x 45 mm Modular Faceplate for 1 jack                | White  | FP4MF1KW           |
| FQ100081378       | 45 x 45 mm Modular Faceplate for 2 jacks               | White  | FP4MF2KW           |
| DE620045539       | 50 x 50 mm Modular Faceplate for 1 jack, German Style  | White  | 60-516-10425       |
| DE620045547       | 50 x 50 mm Modular Faceplate for 2 jacks, German Style | White  | 60-516-10525       |
| FQ100031001       | 45 x 45 mm Angled Modular Faceplate for 1 jack         | White  | FP4MF1KI           |
| FQ100031019       | 45 x 45 mm Angled Modular Faceplate for 2 jacks        | White  | FP4MF2KI           |
| FQ100078648       | 22.5 x 45 mm Modular Faceplate for 2 jacks             | White  | FP2MF1K            |
| FQ100079778       | 45 x 45 mm Modular ECO Faceplate for 2 jacks           | White  | FP4MF2K            |
| FQ100084521       | 45 x 45 mm Modular ECO Faceplate for 1 jack            | White  | FP4MF1KA           |
| UU003115423       | 25 x 38 mm LJ6C Angled Adapter for 1 jack              | White  | VOL-LJ6C-A-1K      |
| UU003115449       | 25 x 50 mm EuroMod Angled Adapter for 1 jack           | White  | VOL-EF-A-1K        |

| RJ45 Faceplates Adapters |  |           |                    |
|--------------------------|--|-----------|--------------------|
| Part Number              | Description  | Colour    | Legacy Part Number |
| UU001496999              | 1 RJ45 Adapter for Legrand Niloé Faceplate             | White     | FPN11KW            |
| UU001496981              | 1 RJ45 Adapter for Legrand Céliane Faceplate           | White     | FPCE1KW            |
| UU001496973              | 1 RJ45 Adapter for Legrand Céliane Faceplate           | Titanium  | FPCE1KTI           |
| UU001498326              | 1 RJ45 Adapter for Schneider Electric Ovalis Faceplate | White     | FPOV1KW            |
| UU001497005              | 1 RJ45 Adapter for Schneider Electric Ovalis Faceplate | Aluminium | FPOD1KALU          |
| UU001498334              | 1 RJ45 Adapter for Schneider Electric Unica Faceplate  | Aluminium | FPUN1KALU          |



# Copper Cable

The four-pair copper cable is high performing, compliant with ISO/IEC 11801 (Ed. 1.0) 2017 and EN 50173-1:2018, ANSI/TIA/568.2-D:2018. The Cat.6A shielded cable is available as S/FTP, F/FTP, F/UTP and U/FTP. Cables are easy to install with sheath length marking providing convenient, clearly identifiable cable and link lengths.



## Cat.6<sub>A</sub> Shielded Copper Cables E500S Jack Ordering Information

| Part Number          | Description                                    | Jacket    | Wire Diameter | Colour | Length          | CPR               | Legacy Part Number |
|----------------------|--|-----------|---------------|--------|-----------------|-------------------|--------------------|
| MCXEDA-DD047-V004-L7 | U/FTP 550/23 4P Simplex                        | LSZH™     | AWG 23        | Green  | 1000 m drum     | Dca-s1, d1, a1    | VOL6AFL41000       |
| MCXEDA-DD087-V004-L6 | U/FTP 550/23 2 x 4P Duplex                     | LSZH      | AWG 23        | Green  | 500 m drum      | Dca-s2,d2,a1      | VOL6AUFL8500       |
| UU009175728          | F/UTP 550/24 4P Simplex                        | LSZH      | AWG 24        | Green  | 500 m drum      | B2ca-s1a,d0,a1    | VOL6AFL4500        |
| UU009175736          | F/UTP 550/24 4P Simplex                        | LSZH      | AWG 24        | Green  | 500 m drum      | Cca-s1a,d0,a1     | VOL6AFL4C500S      |
| CCXADE-DD047-V004-L6 | F/UTP 550/24 4P Simplex                        | LSZH      | AWG 23        | Green  | 500 m drum      | Dca-s2,d2,a1      |                    |
| CCXADE-DD047-V004-L7 | F/UTP 550/24 4P Simplex                        | LSZH      | AWG 24        | Green  | 1000 m drum     | Dca-s2,d2,a1      |                    |
| CCXEDA-DC047-C001-M4 | F/FTP 550/23 4P Simplex                        | LSZH/FRNC | AWG 23        | Blue   | 305 m drum      | Cca-s1, d1, a1    |                    |
| CCXEDA-DC047-C001-L6 | F/FTP 550/23 4P Simplex                        | LSZH/FRNC | AWG 23        | Blue   | 500 m drum      | Cca-s1, d1, a1    |                    |
| CCXEDA-DC047-C001-L7 | F/FTP 550/23 4P Simplex                        | LSZH/FRNC | AWG 23        | Blue   | 1000 m drum     | Cca-s1, d1, a1    |                    |
| CCXEDA-DC087-C001-L6 | F/FTP 550/23 2 x 4P Duplex                     | LSZH/FRNC | AWG 23        | Blue   | 500 m drum      | Cca-s1, d1, a1    |                    |
| CCXEDA-D0047-C001-X2 | F/FTP 550/23 4P Simplex                        | LSZH/FRNC | AWG 23        | Blue   | 250 m relex box | Dca-s1, d1, a1    |                    |
| CCXEDA-D0047-C001-M4 | F/FTP 550/23 4P Simplex                        | LSZH/FRNC | AWG 23        | Blue   | 305 m drum      | Dca-s1, d1, a1    |                    |
| CCXEDA-D0047-C001-L6 | F/FTP 550/23 4P Simplex                        | LSZH/FRNC | AWG 23        | Blue   | 500 m drum      | Dca-s1, d1, a1    |                    |
| CCXEDA-D0047-C001-L7 | F/FTP 550/23 4P Simplex                        | LSZH/FRNC | AWG 23        | Blue   | 1000 m drum     | Dca-s1, d1, a1    |                    |
| CCXEDA-D0087-C001-L6 | F/FTP 550/23 2 x 4P Duplex                     | LSZH/FRNC | AWG 23        | Blue   | 500 m drum      | Dca-s2,d2,a1      |                    |
| CCXEDR-D0047-C003-X2 | S/FTP 550/23s 4P Simplex                       | LSZH/FRNC | AWG 23        | Blue   | 250 m relex box | Dca-s1, d1, a1    |                    |
| CCXEDR-D0047-C003-L6 | S/FTP 550/23s 4P Simplex                       | LSZH/FRNC | AWG 23        | Blue   | 500 m drum      | Dca-s1, d1, a1    |                    |
| CCXEDR-D0047-C003-L7 | S/FTP 550/23s 4P Simplex                       | LSZH/FRNC | AWG 23        | Blue   | 1000 m drum     | Dca-s1, d1, a1    |                    |
| CCXEDR-D0087-C003-L6 | S/FTP 550/23s 2 x 4P Duplex                    | LSZH/FRNC | AWG 23        | Blue   | 500 m drum      | Dca-s1, d1, a1    |                    |
| CCXEDB-DB047-C001-L7 | S/FTP 550/23 4P Simplex (Enhanced Braiding)    | LSZH/FRNC | AWG 23        | Blue   | 1000 m drum     | B2ca -s1a, d1, a1 |                    |
| CCXEDB-DC047-C001-L6 | S/FTP 550/23 4P Simplex (Enhanced Braiding)    | LSZH/FRNC | AWG 23        | Blue   | 1000 m drum     | Cca -s1a, d1, a1  |                    |
| CCXEDB-DC047-C001-L7 | S/FTP 550/23 4P Simplex (Enhanced Braiding)    | LSZH/FRNC | AWG 23        | Blue   | 500 m drum      | Cca -s1a, d1, a1  |                    |
| CCXEDB-DC087-C001-L6 | S/FTP 550/23 2 x4P Duplex (Enhanced Braiding)  | LSZH/FRNC | AWG 23        | Blue   | 500 m drum      | Cca -s1a, d1, a1  |                    |
| CCXEDB-D0047-C001-X2 | S/FTP 550/23 4P Simplex (Enhanced Braiding)    | LSZH/FRNC | AWG 23        | Blue   | 250 m relex box | Dca-s1, d1, a1    |                    |
| CCXEDB-D0047-C001-L6 | S/FTP 550/23 4P Simplex (Enhanced Braiding)    | LSZH/FRNC | AWG 23        | Blue   | 500 m drum      | Dca-s1, d1, a1    |                    |
| CCXEDB-D0047-C001-L7 | S/FTP 550/23 4P Simplex (Enhanced Braiding)    | LSZH/FRNC | AWG 23        | Blue   | 1000 m drum     | Dca-s1, d1, a1    |                    |
| CCXEDB-D0087-C001-L6 | S/FTP 550/23 2 x 4P Duplex (Enhanced Braiding) | LSZH/FRNC | AWG 23        | Blue   | 500 m drum      | Dca-s1, d1, a1    |                    |

Additional CPR classes, lengths, and colours of cable available upon request. Please visit our online catalogue or consult your local Corning representative or, alternatively, Corning Customer Care at 00800 2676 4641 or email [cc.emea@corning.com](mailto:cc.emea@corning.com).

For more information on CPR reaction to fire performance class, please visit our online catalogue.

Download Declaration of Performance documents online from [www.corning.com/opcomm/cpr](http://www.corning.com/opcomm/cpr)

## Notes:

## Notes:

A solid blue square containing the word "CORNING" in white, uppercase, serif font.

CORNING

Corning Optical Communications GmbH & Co. KG • Leipziger Strasse 121 • 10117 Berlin, GERMANY  
+00 800 2676 4641 • FAX: +49 30 5303 2335 • [www.corning.com/opcomm/emea](http://www.corning.com/opcomm/emea)

Corning Optical Communications reserves the right to improve, enhance, and modify the features and specifications of Corning Optical Communications products without prior notification. A complete listing of the trademarks of Corning Optical Communications is available at [www.corning.com/opcomm/trademarks](http://www.corning.com/opcomm/trademarks). All other trademarks are the properties of their respective owners. Corning Optical Communications is ISO 9001 certified. © 2019, 2023 Corning Optical Communications. All rights reserved. LAN-2620-A4-BEN / June 2023