

SST-Drop™ Outdoor, Single-Tube, Dielectric, Gel-Filled Cable

CORNING

Features and Benefits

Standard ALTOS® Cable tube design in single-tube design

Standard practices and hardware compatibility

Crush resistance

Fiber protection and signal integrity

RDUP listed (formerly RUS)

Material acceptability

Dielectric

Eliminates bonding and grounding requirements


Corning SST-Drop™ dielectric cables offer the ease of installation of standard ALTOS cables in an easy-access, single-tube design. The dielectric version eliminates any bonding and grounding requirements. The cables are RDUP (RUS) listed and offer exceptional crush resistance.

Available in preconnectorized assemblies, the SST-Drop dielectric cable offers the perfect solution for drop applications.

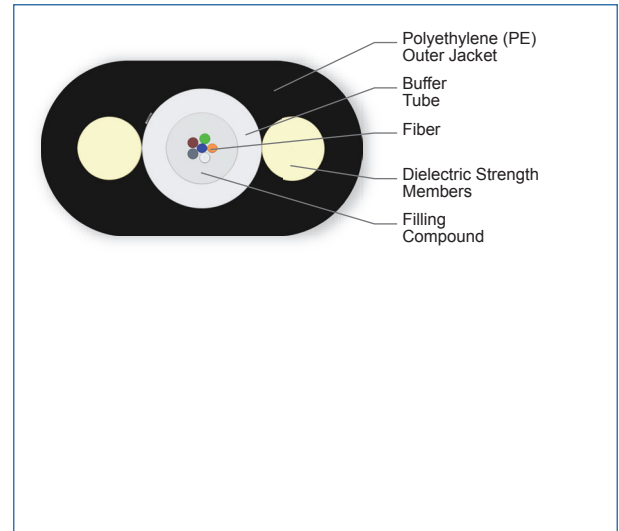
Standards

Listings

USDA Rural Development Programs

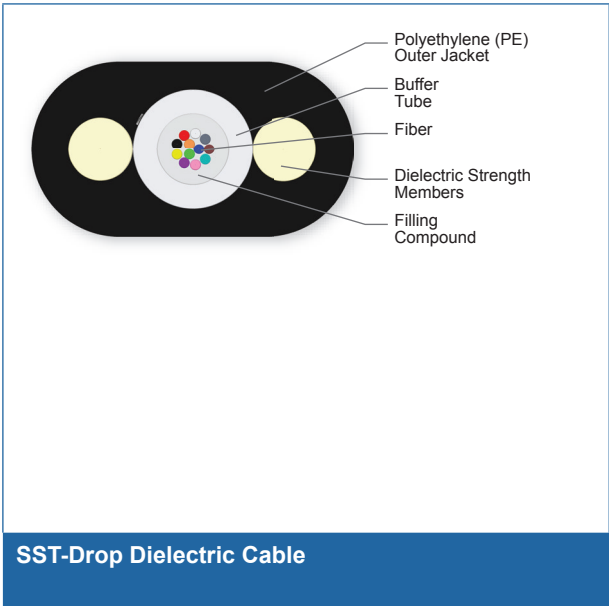



SST-Drop Dielectric Cable



SST-Drop Dielectric Cable

SST-Drop™ Outdoor, Single-Tube, Dielectric, Gel-Filled Cable



Specifications

Temperature Range	
Storage	-40 °C to 70 °C (-40 °F to 158 °F)
Installation	-30 °C to 70 °C (-22 °F to 158 °F)
Operation	-40 °C to 70 °C (-40 °F to 158 °F)

Mechanical Characteristics Cable	
Max. Tensile Strength, Short-Term	1350 N (300 lbf)
Max. Tensile Strength, Long-Term	400 N (90 lbf)

Fiber Count	Buffer Tube Diameter	Nominal Outer Diameter	Min. Bend Radius Operation	Max. Tensile Strength, Short-Term	Max. Tensile Strength, Long-Term	Weight
1 - 12	3 mm (0.12 in)	8.1 mm x 4.5 mm (0.32 in x 0.17 in)	80 mm (3.15 in)	1350 N (300 lbf)	400 N (90 lbf)	30 kg/km (20 lb/1000 ft)

Chemical Characteristics	
RoHS	Free of hazardous substances according to RoHS 2011/65/EU

SST-Drop™ Outdoor, Single-Tube, Dielectric, Gel-Filled Cable



Transmission Performance

Multimode		
Fiber Core Diameter (µm)	50	62.5
Fiber Category	OM2	OM1
Fiber Code	T	K
Performance Option Code	31	30
Wavelengths (nm)	850/1300	850/1300
Maximum Attenuation (dB/km)	3.0/1.0	3.4/1.0
Serial 1 Gigabit Ethernet (m)	750/500	300/550
Serial 10 Gigabit Ethernet (m)	150/-	33/-
Min. Overfilled Launch (OFL) Bandwidth (MHz*km)	700/500	200/500
Minimum Effective Modal Bandwidth (EMB) (MHz*km)	950/-	220/-

Single-mode			
Fiber Name	Single-mode (OS2)	Single-mode (OS2)	SMF-28® Ultra fiber**
Fiber Category	G.652.D	G.652.D	G.652.D/G.657.A1
Fiber Code	E	E	Z
Performance Option Code	00	01	22
Wavelengths (nm)	1310/1383/1550	1310/1383/1550	1310/1383/1550
Maximum Attenuation (dB/km)	0.35/0.35/0.25	0.4/0.4/0.3	0.34/0.34/0.22

* Improved attenuation and bandwidth options available.

* Bend-insensitive single-mode fibers available on request.


* 50 µm multimode fiber macrobend loss ≤ 0.2 dB at 850 nm for two turns around 7.5 mm radius mandrel.

* Contact a Corning Customer Care Representative for additional information.

SST-Drop™ Outdoor, Single-Tube, Dielectric, Gel-Filled Cable

CORNING

Ordering Information | *Note: Contact Customer Care at 1-800-743-2675 for other options.*



1 Select fiber count.
001 - 012

2 Select fiber type.
K = 62.5 μm multimode (OM1)
T = 50 μm multimode (OM2)
E = Single-mode (G.652.D)
Z = Single-mode (G.652.D/
G.657.A1) SMF-28® Ultra

3 Defines cable type.
B = SST-Drop cable

4 Defines jacket.
4 = Dielectric strength members/
PE jacket

5 Defines fiber placement.
1 = All fibers in same tube
(standard)

6 Defines length markings.
4 = Markings in ft (standard)

7 Defines tensile strength.
1 = 3500 N/300 lb (standard)

8 Select performance option code.
30 = 62.5 μm multimode (OM1)
31 = 50 μm multimode (OM2)
01 = Single-mode (OS2)
(Max. attenuation 0.4/0.4/0.3 dB/km)
00 = Single-mode (OS2)
(Max. attenuation 0.35/0.35/0.25 dB/km)
22 = Single-mode (OS2)
(Max. attenuation 0.34/0.34/0.22 dB/km)

9 Defines cable type.
A = Gel-filled cable

10 Defines special requirements.
20 = No special requirements



Corning Optical Communications LLC • PO Box 489 • Hickory, NC 28603-0489 USA

800-743-2675 • FAX: 828-325-5060 • International: +1-828-901-5000 • www.corning.com/opcomm

A complete listing of the trademarks of Corning Optical Communications is available at www.corning.com/opcomm/trademarks. All other trademarks are the properties of their respective owners. Corning Optical Communications is ISO 9001 certified.

© 2017 Corning Optical Communications. All rights reserved.

CORNING