

CORNING

Centrix[®] XL

Contents

Introduction 3

Centrix® XL Housings 4

 Centrix® XL Loaded Housings 5

 Centrix® XL Empty Housings 6

Centrix® XL Splice Cassettes 7

Centrix® XL Splitter Cassettes 8

Patch Cords 10




Introduction

The central office, or headend, is the brain of your network and must address sophisticated infrastructure challenges to meet today's explosion of data services.

We interviewed more than 3,000 central office and data centre operators in all regions and the outcome remained the same – the infrastructure must be reliable, high-quality, flexible, manageable, scalable, and visible to support a 24/7, year-round operation.

The Corning Centrix® XL system is a high-density optical cabling solution that simplifies installation and improves the performance in the central office environment while using a standard 19-inch wide rack size footprint. Centrix provides an increased system density, when compared to traditional splice or pre-terminated systems, and offers the highest port density in the market. Corning® ClearCurve® bend-optimised fibre is the core element ensuring reliability when designing custom-engineered components – thanks to its significant reduction in macrobend loss, even in the most challenging bend scenarios. This technology enables Corning to provide significantly greater density across the range, combined with a simple design and integration for electronic areas within the central office. In addition, pre-terminated components allow for reduced installation time and faster moves, adds, and changes (MACs).

With reliability being critical, you need products that optimise your network's capabilities today and can scale for the future.



Centrix® XL System

Centrix® XL Housings

Centrix® XL housings provide industry-leading, ultra-high-density connectivity when combined with Centrix splice, patch, splitter, WDM, MTP®, and other configurations of pre-terminated cassettes. With the unique Centrix design, all cassettes are exchangeable – sliding into the housing to make real structured patch cable management possible, while providing unprecedented finger access without the need for tools or any other accessories. The various range of mounting brackets provide flexible installation options for 19- and 21-inch cabinet requirements. Centrix cabinets enable fast and easy installation of the housing through its quick-mount feature.

Loaded housings enable faster network deployments through reduced installation time and reduced packaging. Easy cable deployment and quick installation features for the pre-connectorised housing in the Centrix cabinet ensure safe, on-demand enhancements of existing structures at maximum port density.

Fibre Capacity					
Adapter Type	Terminations per Cassette	Terminations per Housing Size			Terminations per Frame
		1 RU	2 RU	4 RU	
SC	36	108	216	432	Up to 4,320
LC	48	144	288	576	Up to 5,760



4U Housing with LC APC Adapters



4U Housing with LC UPC Adapters



Centrix® XL Loaded Housings



4U Housing with LC APC Cassettes



4U Housing with LC UPC Cassettes

Centrix® XL loaded housings are available with Centrix XL splice cassettes in different configurations. The cassettes are loaded with adapters, single-fibre pigtails, and splice accessories already deployed in the housing. This allows for fast installation time and reduced packaging.

Features	Benefits
Loaded housing ready for splicing	Front and top labelling for easy identification
Faster system setup and reduced packaging materials	Captive and transparent covers on both sides of the cassette
300 mm depth for installation in TELCO cabinets	Separated bare fibre and tube slack storage up to 2 m by design
Easy port access and identification	Multiple tube entry from the rear or both sides of the cassette
Integrated patch cord guide supports patch management	

Ordering Information

CL

1

2

P

3

-

4

-2

5

6

7

00

- 1

Centrix housing
1 = 1U, 3 cassette positions
2 = 2U, 6 cassette positions
4 = 4U, 12 cassette positions
- 3

Fibre count per cassette
24 = 24 fibres (LC or SC)
36 = 36 fibres (LC or SC)
48 = 48 fibres (LC only)
- 5

Fibre type
R = OS2 fibre
Q = OM4 fibre
- 2

Total fibre count
72 = 72
A8 = 108
E4 = 144
M6 = 216
U8 = 288
WW = 432
AV = 576
- 4

Adapter code
6C = SC APC
3C = SC UPC
B3 = LC APC Duplex
A9 = LC UPC Duplex
AD = LC UPC Duplex OM4
- 6

Splice type
J = Ribbon
H = Heat-shrink
C = Crimp
- 7

Pigtail colour coding
T = Telcordia
V = VDE



Centrix® XL Empty Housings



1U housing



2U housing



4U housing

The empty housings of the Centrix® family are available for Centrix XL cassettes in various configurations.

Features	Benefits
300 mm depth for installation in TELCO cabinets	Captive and transparent covers on both sides of the cassette
Easy port access and identification	Separated bare fibre and tube slack storage up to 2 m by design
Integrated patch cord guide supports patch management	Multiple tube entry from the rear or both sides of the cassette
Front and top labelling for easy identification	

Ordering Information

Part Number	Height Unit	Dimensions (W x D x H) (mm)	Packaging Dimensions (W x D x H) (mm)	Shipping Weight (kg)
CXL-S1U	1U	514 x 286 x 44.5	550 x 350 x 55	1.8
CXL-S2U	2U	514 x 286 x 89	550 x 350 x 125	2.6
CXL-S4U	4U	514 x 286 x 177	550 x 350 x 200	4.6

Centrix® XL Splice Cassettes



48-Fibre LC APC Splice Cassette

The Centrix® XL splice cassette provides single-fibre ports with LC, SC, or LSH connectivity. The cassette is loaded with adapters, coloured single-fibre or ribbon pigtails, splice organiser, and protectors. A drop handle provides fibre port protection and patch cord labelling on front and top of the cassette allows for easy identification. The cassette can slide into Centrix housings and is secured with a latch mechanism. The patch cord guide is on the left side of the cassette, but can be easily changed to the right. The transparent and captive top and bottom covers enable easy handling and visual inspection for troubleshooting. The multiple tube entry points on the cassette allow for flexible loading of buffer tubes and bare fibres in the cassette.

Features	Benefits
Easy port access and identification	Captive and transparent covers on both sides of the cassette
Integrated patch cord guide supports patch management	Separated bare fibre and tube slack storage up to 2 m by design
Front and top labelling for easy identification	Multiple tube entry from the rear or both sides of the cassette

Ordering Information

CXLCPP

1

-

2

-

2

3

4

5

6

0

- 1

Port count
24 = 24 ports (LC, SC)
36 = 36 ports (LC, SC)
48 = 48 ports (LC)
- 2

Adapter type
6C = SC APC
3C = SC UPC
B3 = LC APC Duplex
A9 = LC UPC Duplex
AD = LC UPC Duplex OM4
- 3

Fibre type
R = OS2 fibre
Q = OM4 fibre
- 4


Splice type
J = Ribbon
H = Heat-shrink
C = Crimp
- 5

Pigtail colour coding
T = Telcordia
V = VDE
- 6

Cassette quantity
1 = 1 cassette in a pack
3 = 3 cassettes in a pack
6 = 6 cassettes in a pack



Centrix® XL Splitter Cassettes



16-1x2 LC APC Splitter Cassette

The splitter cassettes are available in various splitter options with LC or SC ports allowing for greater network design flexibility. The integrated splitters are based on planar lightwave circuit technology, which has a compact size suited for density applications. All splitters are compatible with Corning® ClearCurve® low-bend-loss optical fibre (compliant with ITU G.657.A2 standards) with a diameter of 250 µm. A drop handle facilitates fibre port protection, patch cord organisation, and port labelling. The retractable cassette is secured in the housing with a latch mechanism for tool-free installation and removal.

Features	Benefits
Easy port access and identification	Front and top labelling for easy identification
Integrated patch cord guide supports patch management	Compliant with IEC-61753-1 and Telcordia's GR1209 and 1221 standards

Ordering Information

CXLCMA00 - - SP

1

2

3

- 1

Adapter type
6C = SC APC (36F max.)
B3 = LC APC (48F max.)
- 2

Number of Splitters
1 = 1
...
9 = 9
C = 12
G = 16
- 3

Split ratio
102 = 1x2
104 = 1x4
108 = 1x8
116 = 1x16
132 = 1x32


Not all part number configurations are available. Please confirm availability with Customer Care at 00800 2676 4641 or cc.emea@corning.com.




Technical Information

In		Out		Maximum Splitter Insertion Loss (≤)(dB):	Splitter PDL (Polarisation Dependent Loss) (≤)(dB):	Splitter Uniformity (≤)(dB):	Splitter Directivity (≤)(dB):
Type	Colour	Type	Colour				
1x SC APC	Green	16x SC APC	Green	13.5	0.3	1.1	55
1x LC APC	Green	16x LC APC	Green	13.5	0.3	1.1	55
1x LC APC	Green	32x LC APC	Green	16.7	0.3	1.5	55
2x LC APC	Green	32x LC APC	Green	17.5	0.4	2.5	55
1x LC APC	Green	16x LC APC	Green	13.5	0.3	1.1	55
1x LC APC	Green	8x LC APC	Green	10.4	0.2	1.0	55
1x LC APC	Green	4x LC APC	Green	7	0.2	0.8	55
1x LC APC	Green	8x LC APC	Green	10.4	0.2	1.0	55
1x LC APC	Green	4x LC APC	Green	7	0.2	0.8	55
1x LC UPC	Blue	8x LC UPC	Blue	10.9	0.2	1.0	55
1x LC UPC	Blue	16x LC UPC	Blue	14	0.3	1.1	55
1x LC UPC	Blue	32x LC UPC	Blue	16.7	0.3	1.5	55
1x LC APC	Green	4x LC APC	Green	7	0.2	0.8	55
1x SC APC	Green	4x SC APC	Green	7	0.2	0.8	55
1x LC APC	Green	2x LC APC	Green	4.2	0.2	0.7	55
2x LC APC	Green	8x LC APC	Green	11.2	0.3	2.2	55

Patch Cords



SC UPC - SC APC



LC UPC - LC UPC



SC APC - SC APC

Benefits

- The Centrix® cable assembly provides fast installation with patch cords
- Populate up to four cabinets with one single patch cord length (4 m) for all cross-connects in single, dual, or quad cabinets

Density

- Simplex or duplex

Cable Types

- LSZH™ or plenum

Cable Diameter

- 1.6 mm or 2.0 mm with bend-optimised cable

Connector Options

- LC, SC or LSH
- APC or UPC polishing

Reference Standard Single, Dual, or Quad Cabinet Cross-Connect Patch Cord Part Numbers

Part Number	Description
F444401G1Z16004M	Patch Cord, single-mode, SC APC to SC APC, 4 m long, 1.6 mm outer diameter
F585801G1Z16004M	Patch Cord, single-mode, SC UPC to SC UPC, 4 m long, 1.6 mm outer diameter
F222201G1Z16004M	Patch Cord, single-mode, LC APC to LC APC, 4 m long, 1.6 mm outer diameter
F020201G1Z16004M	Patch Cord, single-mode, LC UPC to LC UPC, 4 m long, 1.6 mm outer diameter
F224401G1Z16004M	Patch Cord, single-mode, LC APC to SC APC, 4 m long, 1.6 mm outer diameter
FLULU01G1Z16004M	Patch Cord, single-mode, LSH UPC to LSH UPC, 4 m long, 1.6 mm outer diameter
FLALA01G1Z16004M	Patch Cord, single-mode, LSH APC to LSH APC, 4 m long, 1.6 mm outer diameter

Corning recommends 1.6 mm patch cords for use in the Centrix solution. Full-size Centrix frames support 4,320 to 5,760 patch cords depending on the connector selection. Other configurations are available. Please confirm availability with Customer Care at 00800 2676 4641 or cc.emea@corning.com.

CORNING

Corning Optical Communications GmbH & Co. KG • Leipziger Strasse 121 • 10117 Berlin, GERMANY
+00 800 2676 4641 • FAX: +49 30 5303 2335 • www.corning.com/opcomm/emea

Corning Optical Communications reserves the right to improve, enhance, and modify the features and specifications of Corning Optical Communications products without prior notification.
A complete listing of the trademarks of Corning Optical Communications is available at www.corning.com/opcomm/trademarks. All other trademarks are the properties of their respective owners.
Corning Optical Communications is ISO 9001 certified. © 2020, 2025 Corning Optical Communications. All rights reserved. CRR-2021-A4-BEN / March 2025