



CORNING

Efficient. Fast. Secure.

Multitenant Data Center (MTDC) Solutions Guide



Trust Your Multitenant Data Center to Corning

Connecting to the right solutions can help you optimize your network.

To help you achieve effective data center operations that meet the core needs of your customers, we've created this easy-to-use guide that highlights our extensive range of solutions developed for outside plants, meet-me rooms, main distribution areas, and cage environments. We have also provided at-a-glance ordering information for our most popular products to reduce the time and effort you spend on your end-to-end infrastructure.

By developing solutions that are well aligned with the need for effective data center operations and addressing the core needs of enterprise clients and cloud providers, Corning Optical Communications has achieved significant success.





Contents

Centrix™ Secure Frame	5
Transmission Performance/Insertion Loss	6
Packaging Spotlight	8
Data Center Interconnect	9
Meet-Me Room to Cage	13
Main Distribution Area	17
Caged Area	21
Base-12	22
Base-8	24
Preloaded EDGE™ and EDGE8® Housings	27
EDGE™ Housing-XD	29
Cloud and Hyperscale Data Center Solutions for High-Speed Networks	31
Member Programs	33
See the Light® Fiber Optic Training	34
Authorized Distributors	35

Technical Support	36
MTDC Complete Connections Program	37
Resources	38

We offer products and solutions that meet the needs of your MTDC on day one while being flexible enough to adapt to future changes:

- Rapid deployments for low- to high-density applications
- Quick product availability so you can provide competitive service level agreements (SLAs)
- Secure separation between live circuits for client peace of mind
- Usable vs. theoretical density
- A highly scalable platform for simple migration to higher-speed technologies and applications

For maximum flexibility, improved lead times, and a reduction in total cost of ownership in your future-ready MTDC, you can count on Corning.

As a **leader** in optical technology, with nearly **30 years of experience and innovation** in data center solutions, we work with you to assess your data center deployment options. When you meet with our team of experts, we'll discuss your data center journey, introduce you to our **data center capabilities** and support services, and together we will determine the **right solution** for your organization. We've evolved our **expertise and experience** to offer you the following:

Design Services

Our Field Engineering Services consultant program offers on-site assistance, ranging from proposal design through project completion, at any phase of a project. These services include network design and site survey, on-site technical assistance, splicing, termination, testing services, and troubleshooting and emergency restoration.

Product Solutions

Because every data center is unique, EDGE™ and EDGE8® solutions provide a family of modular, tip-to-tip connectivity options. Each solution is uniquely configurable, offering faster, simpler installation, higher density, superior cable management, easier moves, adds, and changes (MACs), and flexible migration paths.

Order Tracking

Secure login and 24/7 global access, with enhanced insight into active purchase orders and real-time shipping information in your language.

Implementation Support

Designed to reduce the time to “go live” and improve your organization's return on investment, our implementation support is customized for your specific needs.

Global Distribution Partners

The solutions you need, regularly in stock at our global network of distributors where you need them. Scale with a global manufacturer for a consistent product portfolio to offer clients.

Training/Programs

No one understands fiber optics better than the company that invented it. That's why we are committed to providing the industry with an unprecedented level of expertise and support through our comprehensive – and customizable – training programs for contractors, installers, designers, and end users. Our courses are recognized by globally accredited organizations and are available as hands-on learning or online instruction.

Coming Soon!

Centrix™ Secure Frame

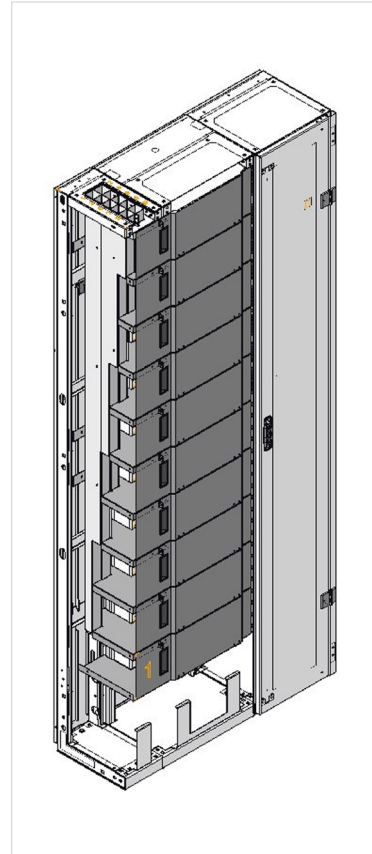
The Centrix Secure Frame is a new optical distribution frame (ODF) designed for multitenant data center (MTDC) operators who require a frame-based solution for terminating and distributing optical circuits from Carrier customers within their facility.

The Centrix Secure Frame enhances the value benefits of the Centrix product family, including on-frame splicing of fiber cables, cable and jumper management, and high-density optical distribution. It also incorporates the necessary security features desired by MTDC operators.

Key Innovations

- **Security:** The Centrix Secure Frame offers the most secure ODF available in the market. The secure Centrix housing, along with dedicated cable entry ports, mitigates the risk of disturbances to Carrier circuits within the frame.
- **Density:** As a Centrix product solution, a single Centrix Secure Frame can terminate and distribute 4,320 fiber strands (LC).
- **Jumper Management:** The Centrix Secure Frame's jumper management system minimizes the complexity of managing multiple lengths of jumpers.

If you are interest in the new Centrix Secure Frame, please reach out via our Contact Us form by using this link:
www.corning.com/optical-communications/worldwide/en/home/applications/central-office-headend-solutions/solutions/centrix.html



Transmission Performance/Insertion Loss

	OM3/OM4	OM5	OS2
Optical Fiber Type	50 µm Multimode	50 µm Multimode	Single-Mode
Wavelength (nm)	850	850	1310/1550
Maximum Attenuation (dB/km)	2.8	2.8	0.4/0.3
Minimum Effective Modal Bandwidth (MHz*km)	2000/4700	2000/4700	- / -

Maximum Insertion Loss (dB)	OM3/OM4	OM5	OS2
Connected Mated Pairs LC	0.10	0.10	0.25
MTP® Connector	0.25	0.25	0.35
EDGE™ Modules/Harnesses	0.5	0.5	1.0
EDGE8® Modules/Harnesses*	0.35	0.35	0.60

*EDGE8 products are also available in ULL.

Ethernet Data Rate	Nomenclature	Fiber Type	Maximum Link Length (m)
1G	1000BASE-SX	OM3	1000
10G	10GBASE-SR	OM3/OM4/OM5	300/400/400
40G	40GBASE-SR4	OM3/OM4/OM5	100/150 [†] /150 [†]
100G	100GBASE-SR10	OM3/OM4/OM5	100/150/150
100G	100GBASE-SR4	OM3/OM4/OM5	100/150/150

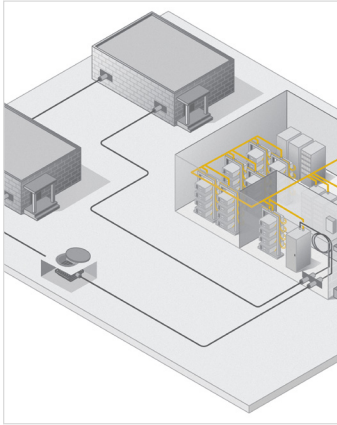
Fiber Channel Data Rate	Nomenclature	Fiber Type	Maximum Link Length (m)
4 Gb/s	400-M5E-SN-I 400-M5F-SN-I	OM3/OM4/OM5	380/400/400
8 Gb/s	800-M5E-SN-I 800-M5F-SN-I	OM3/OM4/OM5	150/190/190
16 Gb/s	1600-M5E-SN-I 1600-M5F-SN-I	OM3/OM4/OM5	100/125/125
32 Gb/s	3200-M5E-SN-S 3200-M5F-SN-I	OM3/OM4/OM5	70/100/100
128 Gb/s	128GFC-SW4	OM3/OM4/OM5	70 [†] /100 [†] /100 [†]

[†]Assumes connector-loss budget of 1 dB.

For more information about OM5 deployments, visit www.corning.com/wide-band-multimode


Enabling Connections in all Areas

Data Center Interconnect Meet-Me Room



- Meet the conduit space available
- Deploy quicker
- Utilize splicing labor

Rack Cabling Solutions



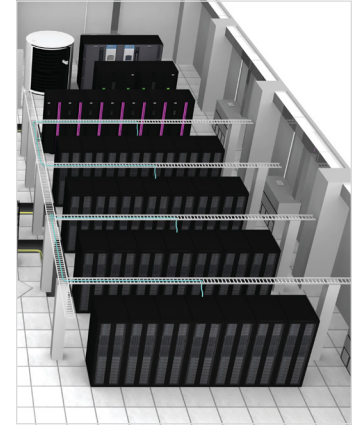
- Fully utilize tray space
- Secure connections to customers
- Match required fiber counts

Main Distribution Area



- High density for more whitespace
- On-site inventory
- Quicker cross-connects

Caged Area



- Modular and scalable to 400G
- High density to maximize investment
- Global consistency in solution



Packaging Spotlight

Figure-8 Packaging


- Lower waste-removal fees
- Pulls from either end
- Faster install time

Jumper in a Box

- Color to denote SM or MM
- Length easily visible
- Linked bags
- Numbered bags
- Includes all the benefits above
- Eco-friendly version with on-site inventory and reusable plastic box
- Refill option
- Environmental messaging



To learn more about Jumper in a Box visit www.corning.com/jiab





Data Center Interconnect

Our Corning® RocketRibbon® extreme-density cables, combined with our innovative splice closures and hardware, can help meet the increasing bandwidth demands in your most challenging environment. Plus, compared to competitive solutions on the market, our data center interconnect (DCI) solutions reduce installation time by up to 50%.* For more information on DCI solutions, visit: www.corning.com/data-center/worldwide/en/home/solutions/data-center-interconnect-solutions.html

Looking to further speed up installation? We developed a solution that allows for a 70% faster installation in an interconnect deployment by developing a new connector technology to eliminate splicing in high-fiber-count outside plant cables. To learn more, go to: www.corning.com/edge-rapid-connect

**REDUCE INSTALLATION
TIME BY UP TO**

50%

**The 50% savings refers to the time to furcate, route, and splice our solution compared to competitive solutions on the market.*



Leading solutions by scenario

Connecting data centers on a campus

Corning® RocketRibbon® Extreme-Density Cable	Optical Splice Enclosure	Indoor RocketRibbon Cable, Riser – LSZH™	EDGE™ Housing 6U XD
			

Transitioning carrier outside plant (OSP) cable into the data center

ALTOS® Cable with FastAccess® Technology	Closet Connector Housing (CCH) Pigtail Cassette	Closet Connector Housing (CCH)
		

Eliminating the transition splice point

FREEDM® Loose Tube Gel-Free Cable	Closet Connector Housing (CCH) Pigtail Cassette	Closet Connector Housing (CCH)
		

The color coded headers for the solutions above correspond to the same color coded headers for the products on the next two pages.

Outside Plant Cable Options

200 Micron Loose Tube Cable


MiniXtend® Microduct Cables	Part Number
MiniXtend Cable with binderless FastAccess® technology, xxxF, Corning® SMF-28® Ultra, Single-Mode, G.652.D/ G.657.A1, 12-144F	xxxZM4-T4F22A20
MiniXtend HD with binderless FastAccess technology (24F/Tube), SMF-28 Ultra 200 µm, Single-Mode 144-288F	xxxZH4-Y4F40A20
MiniXtend HD with binderless FastAccess technology (36F/Tube), SMF-28 Ultra 200 µm, Single-Mode, 288-432F	xxxZH4-S4F40A20

200 Micron Ribbon Cable

Corning® RocketRibbon® Cables	Part Number
RocketRibbon Cable, 200 µm, 1,728F, SMF-28 Ultra 200 Fiber, Single-Mode (OS2)	H28ZQ4-14141S53
RocketRibbon Cable, 200 µm, 3,456F, SMF-28 Ultra 200 Fiber, Single-Mode (OS2)	Y56ZQ4-14141S53
RocketRibbon Cable, 200 µm, Indoor/Outdoor, Riser-LSZH™, 6,912F, SMF-28 Ultra 200 Fiber, Single-Mode (OS2)	BMCZQZ-14041R20

Indoor/Outdoor Rated Loose Tube Cable

FREEDM® Loose Tube Cables	Part Number
FREEDM Loose Tube, Gel-Free Cable, Riser, Single-Mode (OS2), 12-288F	xxxEUF-T4101D20
FREEDM Loose Tube, Gel-Free Cable, Plenum, Single-Mode (OS2), 12-72F	xxxEWP-T4101D20
FREEDM Loose Tube, Gel-Free, Interlocking Armored Cable, Riser, Single-Mode (OS2), 12-288F	xxxEUF-T4101DA1
FREEDM Loose Tube, Gel-Free, Interlocking Armored Cable, Plenum, Single-Mode (OS2), 12-72F	xxxEWP-T4101DA3



250 Micron Ribbon Cable

SST-Ribbon™ Single-Tube, Gel-Free Cables	Part Number
SST-Ribbon Single-Tube, Gel-Free Cable, Single-Mode (OS2), 12-216F	xxxEC4-14100D53
SST-Ribbon Single-Tube, Gel-Free Armored Cable, Single-Mode (OS2), 12-216F	xxxEC5-14100D53
SST-UltraRibbon™ Single-Tube, Gel-Free Cable, Single-Mode (OS2), 288-864F	xxxEV4-14100D53
SST-UltraRibbon Single-Tube, Gel-Free Armored Cable, Single-Mode (OS2), 288-864F	xxxEV5-14100D53

RocketRibbon Cables	Part Number
RocketRibbon Cable, SMF-28 Ultra fiber, Single-Mode (OS2), 1,728F	H28ZQ4-141x1S53
RocketRibbon Cable, SMF-28 Ultra fiber, Single-Mode (OS2), 3,456F	Y56ZQ4-141x1S53
RocketRibbon Cable, Single-Tube, All-Dielectric, Gel-Free Cable, SMF-28 Ultra fiber, Single-Mode (OS2) 250, 144-432F	xxxZV4-14700S53
RocketRibbon Cable, Single-Tube, Single-Jacket/Single-Armor, Gel-Free Cable, SMF-28 Ultra fiber, Single-Mode (OS2) 250, 144-432F	xxxZV5-14700S53

Indoor/Outdoor Rated Ribbon Cable

FREEDM Ribbon Cables	Part Number
FREEDM Ribbon, Gel-Filled Cable, Riser, Single-Mode (OS2), 12-432F	xxxECF-14101-20
FREEDM Ribbon Interlocking Armored, Gel-Filled Cable, Riser, Single-Mode (OS2), 12-432F	xxxECF-14101-A1
FREEDM UltraRibbon™ Gel-Filled Cable, Riser, Single-Mode (OS2), 504-864F	xxxEVF-14101-20
FREEDM UltraRibbon Interlocking Armored Gel-Filled Cable, Riser, Single-Mode (OS2), 504-864F	xxxEVF-14101-A1

Note: xxx = fiber count. Use 012-096 for fiber counts smaller than 144. Example: 012EN4-T4M01A20 for 12 fibers. x = indicates fiber size 0=250 4=200

Meet-Me Room Options

MIC[®] Cable



Fiber Count	MIC Cable (Non-Armored) Up to 24F available	
	Riser	Plenum
6	006E81-31131-24	006E88-31131-29
12	012E81-33131-24	012E88-33131-29
24	024E81-33131-24	024E88-33131-29

Indoor Single-Fiber Cable Connectivity

Standard Panels			
Fiber Count	LC	SC Duplex	ST [®] Compatible
6	CCH-CP06-A9	CCH-CP06-59	CCH-CP06-19T
12	CCH-CP12-A9	CCH-CP12-59	CCH-CP12-19T
24	CCH-CP24-A9	—	—

Pigtailed Cassettes			
Fiber Count	LC	SC Duplex	ST Compatible
6	CCH-CS06-A9-P00RE	CCH-CS06-59-P00RE	CCH-CS06-6T-P00RE
12	CCH-CS12-A9-P00RE	CCH-CS12-59-P00RE	CCH-CS12-6T-P00RE
24	CCH-CS24-A9-P00RE	—	—

FuseLite [®] 2 Connector	
Performance	Maximum 0.30 dB
LC	FL2-LCU-900-SM-6
SC	FL2-SCU-900-SM-6



Ribbon Cable Furcation Kits


Part Number	Description
HFC-FURC-KIT-A	Furcation for Gel-Filled/Gel-Free UltraRibbon [™] Cables 288-864F (1 kit per cable end) (Uses epoxy)
HFC-FURC-KIT-B	Furcation for Gel-Free UltraRibbon Cables 288-432F (1 kit per cable end) (Does not use epoxy)
HFC-FURC-KIT-C	Furcation for Gel-Filled/Gel-Free Corning Central Tube Ribbon Cables 12-216F (1 kit per cable end)
HFC-FURC-KIT-D	Furcation for Gel-Free RocketRibbon [®] Cables 1728/3456F (1 kit for 1728/2 kits for 3456F)
HFC-FURC-KIT-E	Furcation for Gel-Filled/Gel-Free ALTOS [®] Ribbon Cables 288-1728F Furcation for Gel-Free RocketRibbon Cables 1728/3456F (1 kit for 1728/2 kits for 3456F)
HFC-FURC-KIT-SUP-1	Supplemental for Field Installed MTP [®] Splice-On Connector Applications or EDGE [™] Splice Cassettes on Ribbon Cable (1 kit per 24 MTP connector terminations)
HFC-FURC-KIT-SUP-2	Supplemental for Field Installed MTP Splice-On Connector Applications or EDGE Splice Cassettes on Loose Tube Cable (1 kit for ≤ 288F)

Indoor Ribbon Cable

Ribbon Cables	
xxxEC7-14101-20	Ribbon Cable, Riser, Single-Mode (OS2), 12-216F
xxxEC7-14101-A1	Ribbon Interlocking Armored Cable, Riser, Single-Mode (OS2), 12-216F
xxxEC8-14101-20	Ribbon Cable, Plenum, Single-Mode (OS2), 12-216F
xxxEC8-14101-A3	Ribbon Interlocking Armored Cable, Plenum, Single-Mode (OS2), 12-216F
288ZQJ-14001R20	RocketRibbon, Riser-LSZH [™] , Single-Mode (OS2), 288F
864ZQJ-14001R20	RocketRibbon, Riser-LSZH, Plenum, Single-Mode (OS2), 864F

Extreme-Density Ribbon Connectivity


Connectivity and Hardware	
XD-02U-PT	EDGE [™] Housing 2U XD, 288F capacity, with 1 x 288F Splice Tray, Single-Mode (OS2)
XD-06U-PT	EDGE Housing 6U XD, 864F capacity, with 3 x 288F Splice Trays, Single-Mode (OS2)
RXD-OSE-1	Optical Splice Enclosure - RXD (OSE-RXD), 6,912F capacity, with 24 x 288F Splice Trays
RXD-OSE-1-HD	Optical Splice Enclosure - RXD (OSE-RXD), 13,824F capacity, with 24 x 576F Splice Trays



Meet-Me Room to Cage






Structured cabling is crucial to any multitenant data center. The backbone cabling is the highway between distribution areas. Need to connect a customer at a moment's notice? An organized backbone cabling layout will help do it faster and quicker, which means less time before making revenue.

Corning provides flexible solutions depending on the application and installer requirements, from LC to MTP® connectivity, in both preterminated assemblies and various field-terminated options.








Leading solutions by scenario






Low-density splicing between distribution areas

Closet Connector Housing (CCH) Pigtail Cassette	Closet Connector Housing	MIC® Tight-Buffered Cable, Riser	Closet Connector Housing	Closet Connector Housing Pigtail Cassette
				

LC assemblies between distribution areas

Closet Connector Housing LC Panel	Closet Connector Housing	LC Duplex Assemblies	Closet Connector Housing	Closet Connector Housing LC Panel
				

MTP® assemblies between distribution areas

Closet Connector Housing MTP® Panel	Closet Connector Housing	MTP Assemblies	Closet Connector Housing	Closet Connector Housing MTP Panel
				

The color coded headers for the solutions above correspond to the same color coded headers for the products on the next two pages.

Indoor 900 Micron Loose Tube Cable


MIC® Indoor Tight-Buffered Cable	
012E88-33131-29	MIC Unitized Cable, Plenum, 12F, Single-Mode (OS2)
048E88-61131-29	MIC Unitized Cable, Plenum, 48F, Single-Mode (OS2)
144E88-Y3131-29	MIC Unitized Cable, Plenum, 144F, Single-Mode (OS2)

Indoor 250 Micron Loose Tube Cable

MIC 250 2.0 Cable	
012ZD9-T1301-M2	MIC 250 2.0 Cable, Plenum, Non-Armored, 12F, Single-Mode (OS2), Corning® SMF-28® Ultra Fiber
048ZD9-T1301-M2	MIC 250 2.0 Cable, Plenum, Non-Armored, 48F, Single-Mode (OS2), SMF-28 Ultra Fiber
144ZD9-T1301-M2	MIC 250 2.0 Cable, Plenum, Non-Armored, 144F, Single-Mode (OS2), SMF-28 Ultra Fiber

Indoor 250 Micron Ribbon Cable

Indoor Ribbon	
012ZC8-14101-20	Ribbon Cable, Plenum, 12F, Single-Mode (OS2)
144ZC8-14101-20	Ribbon Cable, Plenum, 144F, Single-Mode (OS2)
288ZV8-14101-20	UltraRibbon™ Cable, Plenum, 288F, Single-Mode (OS2)
576ZV8-14101-20	UltraRibbon Cable, Plenum, 576F, Single-Mode (OS2)



Connectivity for Loose Tube Cable

CCH Pigtail Cassette and Fan-Out Kit for 250 Micron Loose Tube	
FAN-BT25-06	Indoor Buffer Tube Fan-Out Kit, 6F
FAN-BT25-12	Indoor Buffer Tube Fan-Out Kit, 12F
CCH-CS06-A9-P00RE	Closet Connector Housing (CCH) Pigtail Cassette, loaded with CCH panel and factory-terminated pigtails, 6F, LC Duplex, SM/UPC, single fiber splicing
CCH-CS12-A9-P00RE	Closet Connector Housing (CCH) Pigtail Cassette, loaded with CCH panel and factory-terminated pigtails, 12F, LC Duplex, SM/UPC, single fiber splicing
CCH-CS24-A9-P00RE	Closet Connector Housing (CCH) Pigtail Cassette, loaded with CCH panel and factory-terminated pigtails, 24F, LC Duplex, SM/UPC, single fiber splicing

Termination	Performance	LC	SC	ST® Compatible
UniCam® Connectors UPC	High Performance (0.5 dB maximum)	95-200-99*	95-200-41*	95-200-51*
UniCam Connectors APC	High Performance (0.75 dB maximum)	95-200-94*	95-200-44*	—
Anaerobic Connectors	Standard Performance	95-201-98-SP	95-201-41-SP	95-201-52-SP
FuseLite® 2 Connectors	Maximum 0.30 dB	FL2-LCU-900-SM-6†	FL2-SCU-900-SM-6†	—

*Add "-Z" to UniCam connector part number for 25/pack organizer pack (e.g., 95-050-99-Z). Includes boots for 900 µm only.

†25 packs available of FuseLite 2 by changing the 6 to 25

Toolkits	
UniCam™ High-Performance Installation Toolkit	TKT-UNICAM-PFC

Connectivity for Ribbon Cable

CCH Pigtail Cassette	
CCH-CS12-A9-P00RJ	Closet Connector Housing (CCH) Pigtail Cassette, loaded with CCH panel and factory-terminated pigtails, 12F, LC Duplex, SM/UPC, ribbon splicing
CCH-CS24-A9-P00RJ	Closet Connector Housing (CCH) Pigtail Cassette, loaded with CCH panel and factory-terminated pigtails, 24F, LC Duplex, SM/UPC, ribbon splicing
CCH-04U	Closet Connector Housing (CCH), 4U, accepts up to 12 CCH panels or cassettes

Cable Assemblies with LC Connectors

LC Duplex Cable Assemblies	
0404-24-R8820-100F	LC Duplex Cable Assembly, Plenum, Single-Mode (OS2), 24F, 100 ft
0404-48-R8820-100F	LC Duplex Cable Assembly, Plenum, Single-Mode (OS2), 48F, 100 ft
0404-96-R8820-100F	LC Duplex Cable Assembly, Plenum, Single-Mode (OS2), 96F, 100 ft
0404-144-R8820-100F	LC Duplex Cable Assembly, Plenum, Single-Mode (OS2), 144F, 100 ft

High-Fiber-Count LC and MTP Pigtail Assemblies

Corning® RocketRibbon® Indoor Plenum Cable Assemblies	
007896GQ80KB010F	RocketRibbon Indoor Plenum Cable Assemblies, Single-Mode, LC UPC Uniboot to pigtail, 96F, 10 ft, 24-in legs
0078K2GQ80KB010F	RocketRibbon Indoor Plenum Cable Assemblies, Single-Mode, LC UPC Uniboot to pigtail, 192F, 10 ft, 24-in legs
0078U8GQ80KB010F	RocketRibbon Indoor Plenum Cable Assemblies, Single-Mode, LC UPC Uniboot to pigtail, 288F, 10 ft, 24-in legs
A0090U8GQJ0BP020F	EDGE™ Indoor Ribbon Trunk Riser LSZH™ with Routable Subunit, 288F, Single-Mode Ultra (OS2), 20 ft

LC and MTP Panels

Closet Connector Housing (CCH) Panel	
CCH-CP12-AE	Closet Connector Housing Panel, 12F, LC Duplex Shuttered, Single-Mode (OS2)
CCH-CP24-AE	Closet Connector Housing Panel, 24F, LC Duplex Shuttered, Single-Mode (OS2)
CCH-CP36-90	Closet Connector Housing Panel, 36F, MTP, Single-Mode (OS2)
CCH-CP72-90	Closet Connector Housing Panel, 72F, MTP, Single-Mode (OS2)
CCH-CP96-90	Closet Connector Housing Panel, 96F, MTP, Single-Mode (OS2)
CCH-CPE4-90	Closet Connector Housing Panel, 144F, MTP, Single-Mode (OS2)



Cable Assemblies with MTP® Connectors

Multifiber Cable Assemblies with MTP Connectors	
G909036GPNDPP010M	EDGE MTP Trunk Straight-Through, OS2, 36F, distribution non-armored indoor plenum cable, MTP 12F non-pinned 33-in legs to MTP 12F non-pinned 33-in legs, grip: one end, 10 m
G909072GPNDPP010M	EDGE MTP Trunk Straight-Through, OS2, 72F, distribution non-armored indoor plenum cable, MTP 12F non-pinned 33-in legs to MTP 12F non-pinned 33-in legs, grip: one end, 10 m
G9090E4GPNDPP010M	EDGE MTP Trunk Straight-Through, OS2, 144F, distribution non-armored indoor plenum cable, MTP 12F non-pinned 33-in legs to MTP 12F non-pinned 33-in legs, grip: one end, 10 m
G9090U8GPNDPP010M	EDGE MTP Trunk Straight-Through, OS2, 288F, distribution non-armored indoor plenum cable, MTP 12F non-pinned 33-in legs to MTP 12F non-pinned 33-in legs, grip: one end, 10 m
G9090AKGPNDPP010M	EDGE MTP Trunk Straight-Through, OS2, 432F, distribution non-armored indoor plenum cable, MTP 12F non-pinned 33-in legs to MTP 12F non-pinned 33-in legs, grip: one end, 10 m

Preconnectorized Pigtail Housing

Stubbed EDGE Housing	
EG2U85012AE-Q8001B	Preconnectorized EDGE-02U with 50 m routable ribbon plenum stub
EG2U8A012AE-Q8001B	Preconnectorized EDGE-02U with 100 m routable ribbon plenum stub
EG2U8F012AE-Q8001B	Preconnectorized EDGE-02U with 150 m routable ribbon plenum stub
EG2U8L012AE-Q8001B	Preconnectorized EDGE-02U with 200 m routable ribbon plenum stub
EG2U8R012AE-Q8001B	Preconnectorized EDGE-02U with 250 m routable ribbon plenum stub
EG2U8W012AE-Q8001B	Preconnectorized EDGE-02U with 300 m routable ribbon plenum stub

Hardware

Rack-Mountable Hardware	
CCH-01U	Closet Connector Housing, 1U, accepts up to two CCH panels or cassettes
CCH-02U	Closet Connector Housing, 2U, accepts up to four CCH panels or cassettes
CCH-03U	Closet Connector Housing, 3U, accepts up to six CCH panels or cassettes
CCH-04U	Closet Connector Housing, 4U, accepts up to 12 CCH panels or cassettes








Main Distribution Area

Main distribution areas are critical for the structured cabling portion of your data center. Corning has leading solutions tailored to different scenarios. This includes splicing and preterminated solutions depending on the operator specifications. There are also high-density preterminated solutions for those who need the structured cabling but in a smaller footprint.








Leading solutions by scenario

Standard density splicing

Closet Connector Housing Pigtail Cassette	Closet Connector Housing	MIC® Tight-Buffered Cable, Riser	Closet Connector Housing	Closet Connector Housing Pigtail Cassette
				

Standard density connectivity

Closet Connector Housing LC Panel	Closet Connector Housing	LC Duplex Assemblies	Closet Connector Housing	Closet Connector Housing LC Panel
				

High-density connectivity

EDGE™ Module	EDGE Housing	EDGE MTP® Trunk	EDGE MTP Panel	EDGE Housing
				

The color coded headers for the solutions above correspond to the same color coded headers for the products on the next two pages.

Splicing and Standard Density Solution

Indoor 900 Micron Loose Tube Cable

MIC® Indoor Tight-Buffered Cable	
012E88-33131-29	MIC Unitized Cable, Plenum, 12F, Single-Mode (OS2)
048E88-61131-29	MIC Unitized Cable, Plenum, 48F, Single-Mode (OS2)
144E88-Y3131-29	MIC Unitized Cable, Plenum, 144F, Single-Mode (OS2)

Connectivity for Loose Tube Cable

MIC Indoor Tight-Buffered Cable	
FAN-BT25-06	Indoor Buffer Tube Fan-Out Kit, 6F
FAN-BT25-12	Indoor Buffer Tube Fan-Out Kit, 12F
CCH-CS06-A9-P00RE	Closet Connector Housing (CCH) Pigtail Cassette, loaded with CCH panel and factory-terminated pigtails, 6F, LC Duplex, SM/UPC, single-fiber splicing
CCH-CS12-A9-P00RE	Closet Connector Housing (CCH) Pigtail Cassette, loaded with CCH panel and factory-terminated pigtails, 12F, LC Duplex, SM/UPC, single-fiber splicing
CCH-CS24-A9-P00RE	Closet Connector Housing (CCH) Pigtail Cassette, loaded with CCH panel and factory-terminated pigtails, 24F, LC Duplex, SM/UPC, single-fiber splicing

Termination	Performance	LC	SC	ST® Compatible
UniCam® Connectors UPC	High Performance (0.5 dB maximum)	95-200-99*	95-200-41*	95-200-51*
UniCam Connectors APC	High Performance (0.75 dB maximum)	95-200-94*	95-200-44*	—
Anaerobic Connectors	Standard Performance	95-201-98-SP	95-201-41-SP	95-201-52-SP
FuseLite® 2 Connectors	Maximum 0.30 dB	FL2-LCU-900-SM-6†	FL2-SCU-900-SM-6†	—

*Add *-Z* to UniCam connector part number for 25/pack organizer pack (e.g., 95-050-99-Z). Includes boots for 900 µm only.

†25 packs available of FuseLite 2 by changing the 6 to 25

Toolkits	
UniCam™ High-Performance Installation Toolkit	TKT-UNICAM-PFC



LC Panels

Closet Connector Housing (CCH) Panel	
CCH-CP12-AE	Closet Connector Housing (CCH) Panel, 12F, LC Duplex Shuttered, Single-Mode (OS2)
CCH-CP24-AE	Closet Connector Housing (CCH) Panel, 24F, LC Duplex Shuttered, Single-Mode (OS2)

LC Cable Assemblies

LC Duplex Cable Assemblies	
0404-24-R8820-100F	LC Duplex Cable Assembly, Plenum, Single-Mode (OS2), 24F, 100 ft
0404-48-R8820-100F	LC Duplex Cable Assembly, Plenum, Single-Mode (OS2), 48F, 100 ft
0404-96-R8820-100F	LC Duplex Cable Assembly, Plenum, Single-Mode (OS2), 96F, 100 ft
0404-144-R8820-100F	LC Duplex Cable Assembly, Plenum, Single-Mode (OS2), 144F, 100 ft

Standard Density Hardware

Rack-Mountable Hardware	
CCH-01U	Closet Connector Housing, 1U, accepts up to two CCH panels or cassettes
CCH-02U	Closet Connector Housing, 2U, accepts up to four CCH panels or cassettes
CCH-03U	Closet Connector Housing, 3U, accepts up to six CCH panels or cassettes
CCH-04U	Closet Connector Housing, 4U, accepts up to 12 CCH panels or cassettes

Jumpers

OS2 Jumpers	
787802GD120001M	Reverse Polarity LC Uniboot Jumper, 1 m
787802GD120002M	Reverse Polarity LC Uniboot Jumper, 2 m
787802GD120003M	Reverse Polarity LC Uniboot Jumper, 3 m
U8U802GD120009M	Reverse Polarity Lockable LC Uniboot Jumper, 9 m
U8U802GD120012M	Reverse Polarity Lockable LC Uniboot Jumper, 12 m

Jumper in a Box	
7878-OS2-B70-01M	Reverse Polarity LC Uniboosts, 1 m, Qty 70
7878-OS2-B70-02M	Reverse Polarity LC Uniboosts, 2 m, Qty 70
7878-OS2-B70-03M	Reverse Polarity LC Uniboosts, 3 m, Qty 70

Note: Other lengths available for jumper in a box, ask SE/ Customer Care

Jumper in a Box ECO Series

Jumper in a Box ECO	
JE8E808GE8-NAxxxF	Type-A Jumper, xxx ft
JE8E808GE8-NBxxxF	Type-B Jumper, xxx ft

High-Density Connectivity

EDGE™ MTP® Trunks

EDGE MTP Trunks	
G909012GPNDU010F	EDGE MTP Trunk, Single-Mode Ultra (OS2), 12F, Non-pinned MTP to Non-pinned MTP, Non-armored, TIA-568 Standard Universal Type-B Polarity, Pulling grip on first end only, 10 ft
G909048GPNDU020F	EDGE MTP Trunk, Single-Mode Ultra (OS2), 12F, Non-pinned MTP to Non-pinned MTP, Non-armored, TIA-568 Standard Universal Type-B Polarity, Pulling grip on first end only, 20 ft
G9090E4GPNDU030F	EDGE MTP Trunk, Single-Mode Ultra (OS2), 12F, Non-pinned MTP to Non-pinned MTP, Non-armored, TIA-568 Standard Universal Type-B Polarity, Pulling grip on first end only, 30 ft

Connectivity with Panels/Modules

Panels	
EDGE8-CP08-V1	8-Fiber MTP Adapter Panel
EDGE8-CP16-V1	16-Fiber MTP Adapter Panel
EDGE8-CP24-V1	24-Fiber MTP Adapter Panel
EDGE8-CP32-V1	32-Fiber MTP Adapter Panel

Module with CleanAdvantage	
ECM8-UM08-04-E8G-ULL	12-Fiber Ultra-Low-Loss LC UPC Duplex to Non-Pinned MTP



MTP Jumpers

MTP PRO with Push-Pull Boot Jumpers and Corning® CleanAdvantage™ Technology	
JE8E808GE8-NAxxxF	Type-A Jumper, xxx ft
JE8E808GE8-NBxxxF	Type-B Jumper, xxx ft

Notes:

- xxx = jumper length.
- For parallel optics and port breakout applications' pinning and polarity, please reference applications engineering notes AEN156.

High-Density Hardware

Rack-Mountable Hardware	
EDGE-01U	EDGE HD Housing, 1U, holds eight modules or panels
EDGE-01U-SP	EDGE HD Housing, 1U, holds 12 modules or panels
EDGE-02U	EDGE HD Housing, 2U, holds 24 modules or panels
EDGE-04U	EDGE HD Housing, 4U, holds 48 modules or panels

Additional Products

Consumables	
2104466-01	MTP Connector and Adapter Cleaner
CLEANER-PORT-2.5	Single-Fiber Port Cleaner, SC
CLEANER-PORT-LC	Single-Fiber Port Cleaner, LC and keyed LC

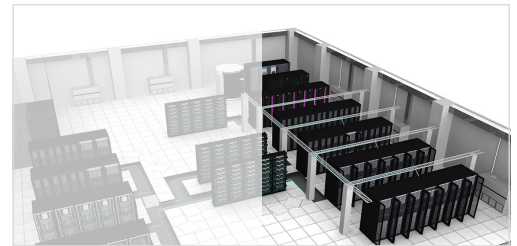
Test Equipment	
CHECKPOINT PRO BIF	CheckPoint Pro for bend-insensitive, multimode, and Single-Mode fibers
VFL-350	Visual Fault Locator, 2.5-mm adapter

MTP PRO Products	
MTPPRO-TOOL	Field tool to perform pinning and polarity changes of MTP PRO connectors
MTPPRO-PEX-SME-NOPINS	MTP PRO Pin Exchanger Kit, Single-Mode MTP Elite, 10 empty exchangers (without pins)
MTPPRO-PEX-SME-PINS	MTP PRO Pin Exchanger Kit, Single-Mode MTP Elite, 10 loaded exchangers (with pins)



Caged Area

Managing the caged area just got simpler with our range of flexible, ultra-high-density solutions. We offer comprehensive support, from upfront design and engineering through post-installation testing and support, and our rapid manufacturing capabilities can maintain customer SLAs – even with custom-length components. Experience reliable, continuous visibility into network traffic with integrated passive optical tapping capabilities. Gain peace of mind from enhanced port breakout capabilities for disaggregating higher-speed ports.



Caged Area 12 Fiber (Base-12)

Jumpers

Jumpers		
Single-Mode (OS2)	Multimode	Description
787802GD120001M	797902QD120001M	Reverse Polarity LC Uniboot Jumper, 1 m
787802GD120002M	797902QD120002M	Reverse Polarity LC Uniboot Jumper, 2 m
787802GD120003M	797902QD120003M	Reverse Polarity LC Uniboot Jumper, 3 m
040402G5120001M	050502Q5120001M	LC Duplex Jumper, 1 m
040402G5120002M	050502Q5120002M	LC Duplex Jumper, 2 m
040402G5120003M	050502Q5120003M	LC Duplex Jumper, 3 m

Jumper in a Box		
Single-Mode (OS2)	Multimode	Description
7878-OS2-B70-01M	7979-OM4-B70-01M	Reverse Polarity LC Uniboosts, 1 m, Qty 70
7878-OS2-B70-02M	7979-OM4-B70-02M	Reverse Polarity LC Uniboosts, 2 m, Qty 70
7878-OS2-B70-03M	7979-OM4-B70-03M	Reverse Polarity LC Uniboosts, 3 m, Qty 70
0404-ZR2-B70-01M	0505-ZR4-B70-01M	LC Duplex Jumpers, Zipcord, 1 m, Qty 70
0404-ZR2-B70-02M	0505-ZR4-B60-02M	LC Duplex Jumpers, Zipcord, 2 m, Qty 60
0404-ZR2-B60-03M	0505-ZR4-B50-03M	LC Duplex Jumpers, Zipcord, 3 m, Qty 50

Non-Pinned MTP® PRO to Non-Pinned MTP PRO Jumpers		
Single-Mode (OS2)	Multimode	Description
J909012GE8-NAxxxF	J757512QE8-NAxxxF	Type-A Jumper, xxx ft
J909012GE8-NBxxxF	J757512QE8-NBxxxF	Type-B Jumper, xxx ft

Non-Pinned MTP PRO to Pinned MTP PRO Jumpers		
Single-Mode (OS2)	Multimode	Description
J908912GE8-NAxxxF	J759312QE8-NAxxxF	Type-A Jumper, xxx ft
J908912GE8-NBxxxF	J759312QE8-NBxxxF	Type-B Jumper, xxx ft

Pinned MTP PRO to Pinned MTP PTO Jumpers		
Single-Mode (OS2)	Multimode	Description
J898912GE8-NAxxxF	J939312QE8-NAxxxF	Type-A Jumper, xxx ft
J898912GE8-NBxxxF	J939312QE8-NBxxxF	Type-B Jumper, xxx ft

Notes:

- xxx = jumper length.
- For parallel optics and port breakout applications' pinning and polarity, please reference applications engineering notes AEN151 and AEN152.

Harnesses

Harnesses – Pinned		
Single-Mode (OS2)	Multimode	Description
H897812GPH-1AxxxF	H937912QPH-1AxxxF	EDGE™ Harness, Type-A, Pinned MTP PRO to LC Uniboot, Plenum Stagger 1, xxx ft
H897812GPH-2AxxxF	H937912QPH-2AxxxF	EDGE Harness, Type-A, Pinned MTP PRO to LC Uniboot, Plenum Stagger 2, xxx ft
H897812GPH-3AxxxF	H937912QPH-3AxxxF	EDGE Harness, Type-A, Pinned MTP PRO to LC Uniboot, Plenum Stagger 3, xxx ft
H897812GPH-4AxxxF	H937912QPH-4AxxxF	EDGE Harness, Type-A, Pinned MTP PRO to LC Uniboot, Plenum Stagger 4, 6-in uniform LC legs, xxx ft
H897812GPH-5AxxxF	H937912QPH-5AxxxF	EDGE Harness, Type-A, Pinned MTP PRO to LC Uniboot, Plenum Stagger 5, xxx ft

Harnesses – Non-Pinned		
Single-Mode (OS2)	Multimode	Description
H907812GPH-1BxxxF	H757912QPH-1BxxxF	EDGE Harness, Type-B, Non-Pinned MTP PRO to LC Uniboot, Plenum Stagger 1, xxx ft
H907812GPH-2BxxxF	H757912QPH-2BxxxF	EDGE Harness, Type-B, Non-Pinned MTP PRO to LC Uniboot, Plenum Stagger 2, xxx ft
H907812GPH-3BxxxF	H757912QPH-3BxxxF	EDGE Harness, Type-B, Non-Pinned MTP PRO to LC Uniboot, Plenum Stagger 3, xxx ft
H907812GPH-4BxxxF	H757912QPH-4BxxxF	EDGE Harness, Type-B, Non-Pinned MTP PRO to LC Uniboot, Plenum Stagger 4, 6-in uniform LC legs, xxx ft
H907812GPH-5BxxxF	H757912QPH-5BxxxF	EDGE Harness, Type-B, Non-Pinned MTP PRO to LC Uniboot, Plenum Stagger 5, xxx ft

Additional Products

Consumables	
CHECKPOINT PRO BIF	CheckPoint Pro for bend-insensitive, multimode, and single-mode fibers
VFL-350	Visual Fault Locator, 2.5-mm adapter
2104466-01	MTP Connector and Adapter Cleaner
CLEANER-PORT-2.5	Single-Fiber Port Cleaner, SC
CLEANER-PORT-LC	Single-Fiber Port Cleaner, LC and keyed LC

Panels/Modules

Panels		
Single-Mode (OS2)	Multimode	Description
EDGE-CP24-90	EDGE-CP24-E3	24-Fiber MTP® Adapter Panel
EDGE-CP48-90	EDGE-CP48-E3	48-Fiber MTP Adapter Panel
EDGE-CP72-U1	EDGE-CP72-U3	72-Fiber MTP Adapter Panel

Tap Modules		
Single-Mode (OS2)	Multimode	Description
ETM-5A-G	ETM-5A-Q	EDGE™ Tap Module, Type-A (LC to LC), 50/50 split ratio
ETM-5B-G	ETM-5B-Q	EDGE Tap Module, Type-B (MTP to LC), 50/50 split ratio
ETM-5C-G	ETM-5C-Q	EDGE Tap Module, Type-C (MTP to MTP), 50/50 split ratio
ETM-7A-G	ETM-7A-Q	EDGE Tap Module, Type-A (LC to LC), 70/30 split ratio
ETM-7B-G	ETM-7B-Q	EDGE Tap Module, Type-B (MTP to LC), 70/30 split ratio
ETM-7C-G	ETM-7C-Q	EDGE Tap Module, Type-C (MTP to MTP), 70/30 split ratio

Modules		
Single-Mode (OS2)	Multimode	Description
ECM-UM12-04-89G	ECM-UM12-05-93Q	12-Fiber LC UPC Duplex to Pinned MTP Module
ECM-UM12-04-89G-ULL	ECM-UM12-05-93Q-ULL	Ultra-Low-Loss 12-Fiber LC UPC Duplex to Pinned MTP Module

Hardware

Rack-Mountable Hardware		Rack-Less Brackets	
EDGE-01U	EDGE HD Housing, 1U, holds eight modules or panels	EDGE-BKT-WT-2RU	EDGE Housing Mounting Bracket for wire tray, 2U
EDGE-01U-SP	EDGE HD Housing, 1U, holds 12 modules or panels	EDGE-BKT-WT-4RU	EDGE Housing Mounting Bracket for wire tray, 4U
EDGE-02U	EDGE HD Housing, 2U, holds 24 modules or panels	EDGE-BKT-LR-2RU	EDGE Housing Mounting Bracket for ladder rack, 2U
EDGE-04U	EDGE HD Housing, 4U, holds 48 modules or panels	EDGE-BKT-LR-4RU	EDGE Housing Mounting Bracket for ladder rack, 4U










Trunks

Non-Armored Plenum Trunks, 33-in Leg Length, Non-Pinned MTP to Non-Pinned MTP, Pulling Grip One Side		
Fiber Count	Single-Mode (OS2)	Multimode
12	G909012GPNDUxxxF	G757512QPNDUxxxF
24	G909024GPNDUxxxF	G757524QPNDUxxxF
48	G909048GPNDUxxxF	G757548QPNDUxxxF
72	G909072GPNDUxxxF	G757572QPNDUxxxF
96	G909096GPNDUxxxF	G757596QPNDUxxxF
144	G9090E4GPNDUxxxF	G7575E4QPNDUxxxF

EDGE Solutions Fiber Optic Link: Multimode

Switch	EDGE Jumper	EDGE Module	EDGE 4U Housing	EDGE Trunk	EDGE 2U Housing	EDGE MTP Adapter Panel	EDGE Harness	Switch
								

EDGE Solutions Fiber Optic Link: Single-Mode (OS2)

Switch	EDGE Jumper	EDGE Module	EDGE 4U Housing	EDGE Trunk	EDGE 2U Housing	EDGE MTP Adapter Panel	EDGE Harness	Switch
								

Caged Area 8-Fiber Solution (Base-8)

Jumpers

Jumpers		
Single-Mode (OS2)	Multimode	Description
787802GD120001M	797902QD120001M	Reverse Polarity LC Uniboot Jumper, 1 m
787802GD120002M	797902QD120002M	Reverse Polarity LC Uniboot Jumper, 2 m
787802GD120003M	797902QD120003M	Reverse Polarity LC Uniboot Jumper, 3 m
040402G5120001M	050502Q5120001M	LC Duplex Jumper, 1 m
040402G5120002M	050502Q5120002M	LC Duplex Jumper, 2 m
040402G5120003M	050502Q5120003M	LC Duplex Jumper, 3 m

Jumper in a Box		
Single-Mode (OS2)	Multimode	Description
7878-OS2-B70-01M	7979-OM4-B70-01M	Reverse Polarity LC Uniboosts, 1 m, Qty 70
7878-OS2-B70-02M	7979-OM4-B70-02M	Reverse Polarity LC Uniboosts, 2 m, Qty 70
7878-OS2-B70-03M	7979-OM4-B70-03M	Reverse Polarity LC Uniboosts, 3 m, Qty 70
0404-ZR2-B70-01M	0505-ZR4-B70-01M	LC Duplex Jumpers, zipcord, 1 m, Qty 70
0404-ZR2-B70-02M	0505-ZR4-B60-02M	LC Duplex Jumpers, zipcord, 2 m, Qty 60
0404-ZR2-B60-03M	0505-ZR4-B50-03M	LC Duplex Jumpers, zipcord, 3 m, Qty 50

Non-Pinned MTP® PRO to Non-Pinned MTP PRO Jumpers		
Single-Mode	Multimode	Description
JE8E808GE8-NAxxxF	JE6E608QE8-NAxxxF	Type-A Jumper, xxx ft
JE8E808GE8-NBxxxF	JE6E608QE8-NBxxxF	Type-B Jumper, xxx ft

Non-Pinned MTP PRO to Pinned MTP PRO Jumpers		
Single-Mode (OS2)	Multimode	Description
JE7E808GE8-NAxxxF	JE5E608QE8-NAxxxF	Type-A Jumper, xxx ft
JE7E808GE8-NBxxxF	JE7E808GE8-NBxxxF	Type-B Jumper, xxx ft

Pinned MTP PRO to Pinned MTP PRO Jumpers		
Single-Mode (OS2)	Multimode	Description
JE7E708GE8-NAxxxF	JE5E508QE8-NAxxxF	Type-A Jumper, xxx ft
JE7E708GE8-NBxxxF	JE5E508QE8-NBxxxF	Type-B Jumper, xxx ft

Notes:

- xx or xxx = jumper length.
- For parallel optics and port breakout applications' pinning and polarity, please reference applications engineering notes AEN151 and AEN152.

Harnesses

Harnesses – Pinned		
Single-Mode (OS2)	Multimode	Description
HE77808GPH-1A0xxF	HE57908QPH-1A0xxF	EDGE8® Harness, Type-A, Pinned MTP® PRO to LC Uniboot, Plenum Stagger 1, xx ft
HE77808GPH-2A0xxF	HE57908QPH-2A0xxF	EDGE8 Harness, Type-A, Pinned MTP PRO to LC Uniboot, Plenum Stagger 2, xx ft
HE77808GPH-3A0xxF	HE57908QPH-3A0xxF	EDGE8 Harness, Type-A, Pinned MTP PRO to LC Uniboot, Plenum Stagger 3, xx ft
HE77808GPH-4A0xxF	HE57908QPH-4A0xxF	EDGE8 Harness, Type-A, Pinned MTP PRO to LC Uniboot, Plenum Stagger 4, xx ft
HE77808GPH-5A0xxF	HE57908QPH-5A0xxF	EDGE8 Harness, Type-A, Pinned MTP PRO to LC Uniboot, Plenum Stagger 5, xx ft

Harnesses – Non-Pinned		
Single-Mode (OS2)	Multimode	Description
HE87808GPH-1B011F	HE67908QPH-1B011F	EDGE8 Harness, Type-B, Non-Pinned MTP PRO to LC Uniboot, Plenum Stagger 1, xx ft
HE87808GPH-2B011F	HE67908QPH-2B011F	EDGE8 Harness, Type-B, Non-Pinned MTP PRO to LC Uniboot, Plenum Stagger 2, xx ft
HE87808GPH-3B011F	HE67908QPH-3B011F	EDGE8 Harness, Type-B, Non-Pinned MTP PRO to LC Uniboot, Plenum Stagger 3, xx ft
HE87808GPH-4B011F	HE67908QPH-4B011F	EDGE8 Harness, Type-B, Non-Pinned MTP PRO to LC Uniboot, Plenum Stagger 4, xx ft
HE87808GPH-5B011F	HE67908QPH-5B011F	EDGE8 Harness, Type-B, Non-Pinned MTP PRO to LC Uniboot, Plenum Stagger 5, xx ft

Additional Products

Consumables	
CHECKPOINT PRO BIF	CheckPoint Pro for bend-insensitive, multimode, and single-mode fibers
VFL-350	Visual Fault Locator, 2.5-mm adapter
2104466-01	MTP Connector and Adapter Cleaner
CLEANER-PORT-2.5	Single-Fiber Port Cleaner, SC
CLEANER-PORT-LC	Single-Fiber Port Cleaner, LC and keyed LC

Panels/Modules

Panels		
Single-Mode (OS2)	Multimode	Description
EDGE8-CP08-V1	EDGE8-CP08-V3	8-Fiber MTP® Adapter Panel
EDGE8-CP16-V1	EDGE8-CP16-V3	16-Fiber MTP Adapter Panel
EDGE8-CP24-V1	EDGE8-CP24-V3	24-Fiber MTP Adapter Panel

Tap Modules		
Single-Mode (OS2)	Multimode	Description
ETM8-50A-G	ETM8-50A-Q	EDGE8 Tap Module, LC to LC, 50/50 split ratio
ETM8-50B-G	ETM8-50B-Q	EDGE8 Tap Module, MTP to LC, 50/50 split ratio
ETM8-50C-G	ETM8-50C-Q	EDGE8 Tap Module, MTP to MTP, 50/50 split ratio
ETM8-70A-G	ETM8-70A-Q-PREM	EDGE8 Tap Module, LC to LC, 70/30 split ratio
ETM8-70B-G	ETM8-70B-Q-PREM	EDGE8 Tap Module, MTP to LC, 70/30 split ratio
ETM8-70C-G	ETM8-70C-Q-PREM	EDGE8 Tap Module, MTP to MTP, 70/30 split ratio

Modules		
Single-Mode (OS2)	Multimode	Description
ECM8-UM08-04-E8G-ULL	ECM8-UM08-05-E6Q-ULL	12-Fiber LC UPC Duplex to Pinned MTP










Hardware

Rack-Mountable Hardware		Rackless Brackets	
EDGE8-01U	EDGE8® Housing, 1 rack unit, holds up to 12 EDGE8 modules or panels	EDGE8-BKT-WT-2RU	EDGE8 Housing, 1 rack unit, holds up to 12 EDGE8 modules or panels
EDGE8-01U-SP	EDGE8 Housing, 1 rack unit, holds up to 18 EDGE8 modules or panels	EDGE8-BKT-WT-4RU	EDGE8 Housing, 1 rack unit, holds up to 18 EDGE8 modules or panels
EDGE8-02U	EDGE8 Housing, 2 rack unit, holds up to 36 EDGE8 modules or panels	EDGE8-BKT-LR-2RU	EDGE8 Housing, 2 rack unit, holds up to 36 EDGE8 modules or panels
EDGE8-04U	EDGE8 Housing, 4 rack unit, holds up to 72 EDGE8 modules or panels	EDGE8-BKT-LR-4RU	EDGE8 Housing, 4 rack unit, holds up to 72 EDGE8 modules or panels









Trunks

Non-Armored Plenum Trunk, Pinned MTP to Pinned MTP, Pulling Grip One Side		
Fiber Count	Single-Mode (OS2)	Multimode
8	GE7E708GPNDUxxxF	GE5E508QPNDUxxxF
16	GE7E716GPNDUxxxF	GE5E516QPNDUxxxF
24	GE7E724GPNDUxxxF	GE5E524QPNDUxxxF
32	GE7E732GPNDUxxxF	GE5E532QPNDUxxxF
48	GE7E748GPNDUxxxF	GE5E548QPNDUxxxF
72	GE7E772GPNDUxxxF	GE5E572QPNDUxxxF

EDGE8 Solutions Fiber Optic Link: Multimode

Switch	EDGE8 Jumper	EDGE8 Module	EDGE8 4U Housing	EDGE8 Trunk	EDGE8 2U Housing	EDGE8 MTP Adapter Panel	EDGE8 Harness	Switch
								

EDGE8 Solutions Fiber Optic Link: Single-Mode (OS2)

Switch	EDGE8 Jumper	EDGE8 Module	EDGE8 4U Housing	EDGE8 Trunk	EDGE8 2U Housing	EDGE8 MTP Adapter Panel	EDGE8 Harness	Switch
								

Centrix™ System


Centrix™ System High Density Meets Versatility

The Corning Centrix System offers our highest-density solutions for inside plant (ISP) applications. It is available as 2880 SC without splitters and 4320 LC without splitters, and the system has a scalable design that allows for seamless expansion and configurations.

Some features and benefits of Centrix include:

- Simplified Jumper Routing
- Smaller Cassettes
- Configurable Cassette Types
- Clear Labeling
- Convenient Access
- Accessories

Visit the Centrix landing page for more information: www.corning.com/optical-communications/worldwide/en/home/applications/central-office-headend-solutions/solutions/centrix.html





Preloaded EDGE™ and EDGE8® Housings

Simplify network deployments and upgrades with preloaded EDGE™ and EDGE8® housings.

Loaded at our factory with proven EDGE and EDGE8 modules, housings are available in full, half, and serialized custom configurations to suit your needs. Preloaded EDGE and EDGE8 housings are thoughtfully packaged to reduce paper and plastic waste, and they're more compact, requiring less storage space. They're also 55% lighter, so they can ship for less.

Keep your project on time, on budget, and on track to generating ROI. Explore the benefits of preloaded EDGE and EDGE8 housings.



Preloaded EDGE™ Housings – Ordering Information

Part Number	Configuration Description	Housing Size	Module Type
EG01-UM0489G-04	EDGE-01U Preloaded with 4 single-mode modules	EDGE-01U	SM
EG01-UM0489G-08	EDGE-01U Preloaded with 8 single-mode modules	EDGE-01U	SM
EG01-UM0593Q-04	EDGE-01U Preloaded with 4 multimode modules	EDGE-01U	OM4
EG01-UM0593Q-08	EDGE-01U Preloaded with 8 multimode modules	EDGE-01U	OM4
EG1S-UM0489G-06	EDGE-01U-SP Preloaded with 6 single-mode modules	EDGE-01U-SP	SM
EG1S-UM0489G-12	EDGE-01U-SP Preloaded with 12 single-mode modules	EDGE-01U-SP	SM
EG1S-UM0593Q-06	EDGE-01U-SP Preloaded with 6 multimode modules	EDGE-01U-SP	OM4
EG1S-UM0593Q-12	EDGE-01U-SP Preloaded with 12 multimode modules	EDGE-01U-SP	OM4
EG02-UM0489G-12	EDGE-02U Preloaded with 12 single-mode modules	EDGE-02U	SM
EG02-UM0489G-24	EDGE-02U Preloaded with 24 single-mode modules	EDGE-02U	SM
EG02-UM0593Q-12	EDGE-02U Preloaded with 12 multimode modules	EDGE-02U	OM4
EG02-UM0593Q-24	EDGE-02U Preloaded with 24 multimode modules	EDGE-02U	OM4
EG04-UM0489G-24	EDGE-04U Preloaded with 24 single-mode modules	EDGE-04U	SM
EG04-UM0489G-48	EDGE-04U Preloaded with 48 single-mode modules	EDGE-04U	SM
EG04-UM0593Q-24	EDGE-04U Preloaded with 24 multimode modules	EDGE-04U	OM4
EG04-UM0593Q-48	EDGE-04U Preloaded with 48 multimode modules	EDGE-04U	OM4



EDGE8® Preloaded Housings – Ordering Information

Part Number	Configuration Description	Housing Size	Module Type
E801-UM04E8G-06	EDGE8-01U Preloaded with 6 single-mode modules	EDGE8-01U	SM
E801-UM04E8G-12	EDGE8-01U Preloaded with 12 single-mode modules	EDGE8-01U	SM
E801-UM05E6Q-06	EDGE8-01U Preloaded with 6 multimode modules	EDGE8-01U	OM4
E801-UM05E6Q-12	EDGE8-01U Preloaded with 12 multimode modules	EDGE8-01U	OM4
E81S-UM04E8G-09	EDGE8-01U-SP Preloaded with 9 single-mode modules	EDGE8-01U-SP	SM
E81S-UM04E8G-18	EDGE8-01U-SP Preloaded with 18 single-mode modules	EDGE8-01U-SP	SM
E81S-UM05E6Q-09	EDGE8-01U-SP Preloaded with 9 multimode modules	EDGE8-01U-SP	OM4
E81S-UM05E6Q-18	EDGE8-01U-SP Preloaded with 18 multimode modules	EDGE8-01U-SP	OM4
E802-UM04E8G-18	EDGE8-02U Preloaded with 18 single-mode modules	EDGE8-02U	SM
E802-UM04E8G-36	EDGE8-02U Preloaded with 36 single-mode modules	EDGE8-02U	SM
E802-UM05E6Q-18	EDGE8-02U Preloaded with 18 multimode modules	EDGE8-02U	OM4
E802-UM05E6Q-36	EDGE8-02U Preloaded with 36 multimode modules	EDGE8-02U	OM4
E804-UM04E8G-36	EDGE8-04U Preloaded with 36 single-mode modules	EDGE8-04U	SM
E804-UM04E8G-72	EDGE8-04U Preloaded with 72 single-mode modules	EDGE8-04U	SM
E804-UM05E6Q-36	EDGE8-04U Preloaded with 36 multimode modules	EDGE8-04U	OM4
E804-UM05E6Q-72	EDGE8-04U Preloaded with 72 multimode modules	EDGE8-04U	OM4





EDGE™ Housing-XD

EDGE™ Solutions are high-density preterminated optical cabling solutions offering industry-leading connector density.

The Extreme Density ribbon-pigtailed housings are designed for speed of deployment. The housings feature LC ribbon pigtail assemblies pre-routed to splice trays. These trays hold 24 12-fiber ribbons (288 fibers) for a total capacity of 288 fibers within a single tray for the 2U housing and 864 fibers within three trays for the 6U housing.

In addition, the housings incorporate ample slack which allows ergonomic splicing on a table or work surface. The V-panel front design delivers ease of connectivity and ample finger access. The jumper management side guides reduce risk of tangling and increase ease of deployment. The housings can be stacked so that a single high-fiber-count cable can be spliced into multiple housings. Additionally, the splice trays are neatly organized and secured in the rear of the housing using a splice tray organizer.

Corning Optical Communications



Multitenant Data Center Solution Guide | LAN-2454-AEN | 29

EDGE™ Housing-XD

EDGE™ Housing-XD

02U Pigtailed Housing

Design	
Access Type	Front and rear access fixed
Mounting Type	Rack 19-in
RoHS	Free of hazardous substances according to RoHS 2011/65/EU
Maximum Fiber Capacity	288
Number of Cable Entries	2
Adapter Color Front	Blue
Polish	UPC
Number of Adapters	144
Adapter Type	LC Duplex

Dimensions	
Height	87 mm (3.43 in)
Width	468 mm (18.43 in)
Depth	591 mm (23.27 in)

Ordering Information	
Package Contents	EDGE 2U XD Housing, 2x 144F LCD UPC ribbon pigtail assemblies prepared for splicing, 1x 288F Splice Tray, 1x breakout box, all needed accessories to install ribbon and Corning® RocketRibbon® cable.
Shipping Weight	10.6 kg

06U Pigtailed Housing

Design	
Access Type	Front and rear access fixed
Mounting Type	Rack 19-in
RoHS	Free of hazardous substances according to RoHS 2011/65/EU
Maximum Fiber Capacity	864
Number of Cable Entries	4
Adapter Color Front	Blue
Polish	UPC
Number of Adapters	432
Adapter Type	LC Duplex

Dimensions	
Height	264 mm (10.39 in)
Width	482 mm (18.98 in)
Depth	591 mm (23.27 in)

Ordering Information	
Package Contents	EDGE 6U XD Housing, 6x 144F LCD UPC ribbon pigtail assemblies prepared for splicing, 3x 288F Splice Tray, 1x breakout box, all needed accessories to install ribbon and RocketRibbon cable.
Shipping Weight	15.4 kg



Cloud and Hyperscale Data Center Solutions for High-Speed Networks

AI has changed the data center landscape faster than anyone could have imagined. With its thirst for resources, it has presented a range of challenges for operators, from increased power demands to the need to accommodate liquid cooling in facilities that simply weren't designed for it. But the bottom line for any data center remains trifold: fiber capacity, latency, and speed.





Flexible, Modular, and Rapid Deployment Multitenant Data Center Solutions

In the wake of these challenges, a new phenomenon has emerged— opportunity for MTDCs who invest in their networks, and a potential challenge for MTDC/Colo users in a time when demand for services continues to explode.

Corning has developed a specialized team focusing on bringing the anchor points of the MTDC sphere: the operator, contractor and integrators together to solve AI solutions with our cutting edge innovation. Contact us here for help on accelerating your project: www.corning.com/data-center/worldwide/en/home/applications/multi-tenant-data-center.html





Member Programs

Elite Advantage Program

The Elite Advantage program provides architects, consultants, and engineers with the tools, training, and resources for their evolving businesses' needs. Members have direct access to Corning's experts for design/technical support and access to our network of experienced integrators, installers, and distributors. Be Informed. Be Connected. Be Elite.

eliteadvan@corning.com • www.corning.com/eap

Fiber IQ® Program

The Fiber IQ® program provides a direct line of communication between Corning and industry-leading fiber optics trainers. The program is designed to keep instructors informed of Corning's latest innovations and product releases, and it provides members with the most current fiber training materials.

fiberiq@corning.com
www.corning.com/opcomm/fiberiq

Network of Preferred Installers

The Network of Preferred Installers (NPI) connects network operators with local fiber optic installers meeting Corning's quality and training requirements. We are so confident that our preferred installers are the best in the industry, we will repair or replace defective products free of charge for up to 25 years after installation with our LANscape® solutions extended warranty.

npi@corning.com • www.corning.com/npi

Corning® Everon® Solutions Network

The Everon Solutions Network (ESN), formerly Wireless Integrator Network (WIN), program provides members with tools, education, and resources to design, install, and commission our in-building wireless solutions. We developed the program with your business in mind to address the specific challenges you face daily and extend your technical and professional networks to gain customers and win business.

winprogram@corning.com
www.corning.com/opcomm/win

See the Light[®] Fiber Optic Training

So you can be successful in this time of rapid network transformation, we offer an array of training opportunities on the latest applications and products. For the most up-to-date industry knowledge – whether training in-person or at your desk – we have you covered. Visit www.corning.com/optical-communications/worldwide/en/home/training-and-events/training-programs.html for a full list of our training offerings.

Webinar Series

Stay current with the See the Light[®] webinar series—our monthly offering focused on specific topics impacting networks today. Participate in these one-hour live webinars to connect in real-time with Corning experts or catch up on the webinar recordings at your convenience.

To find the full list of available webinars, visit:

www.corning.com/opcomm/webinars

Instructor-Led Classes and Seminars

If it's classroom training that you feel is most valuable, our instructor-led courses are for you. We cover product and solution introductions, in-depth installation training, and classes focused on designing networks and specifying products. These classes range from two to three hours to multiday hands-on training sessions, each led by field instructors and experts who understand the needs of industry professionals.

To view our hands-on seminar schedule, visit:

www.corning.com/opcomm/seminars.

To view our multiday design and installation training courses, visit:

www.corning.com/opcomm/designandinstall

Online Learning

We understand that classroom training is not always an option. Learning opportunities are available when and where you need them through See the Light Learning Central, our on-demand learning platform. To gain access to See the Light Learning Central, email stlinfo@corning.com.

Industry-Approved Courses

Many of our courses and webinars have been approved by industry organizations, making it easy for you to continue your education while earning industry accreditations. Accreditation information can be found within the individual course listings or on our website.

For more information or to sign up to receive email updates on training visit:

www.corning.com/opcomm/stl

If you have any questions, email us at stlinfo@corning.com.





Authorized Distributors

We understand that your pay-as-you-grow LAN or data center infrastructures depend on modular products delivered fast. To meet your requirements, we've nurtured long-term relationships with authorized distributors who stock our products and further support your needs, including training, customer needs assessment, project planning, design, logistics, and equipment. Whether you are an end user, contractor, or installer, connect with their sales and technical support teams about your Corning solution today.

Accu-Tech®

www.accu-tech.com

Grayba.R®

www.graybar.com



www.wesco.com





Technical Support

Your customers and users expect reliable connectivity, and we know it takes more than products to deliver on those expectations. That's why we offer collaborative global support for your network.

Connect with our network professionals at any phase of your project to take advantage of their training, experience, and equipment for a cost-effective, high-quality result. Our experts offer design and training services, technical assistance, and customer support resources.

You may be entering new territory – installing fiber in the horizontal or deploying a converged, all-optical infrastructure – but your application is something we've done before. And if it's a data center you're supporting, let's talk about how we can find more value in your given footprint.



We can help.

www.corning.com/professional-services

SUPPORT



MTDC Complete Connections Program

The **MTDC Complete Connections Program** connects enterprises with a network of **trusted partners** who both operate MTDC facilities and provide systems integration services within MTDC sites. MTDC operator and system integrator members receive **preferred access** to Corning **training, service, and technology** to help move their data center assets into colocation facilities with **confidence**.

For more information, visit www.corning.com/mtdc-complete-connections





Resources

Bill-of-Materials Tool

www.corning.com/optical-communications/worldwide/en/home/Resources/bill-of-materials-tool.html

Product Drawings Selection Tool

www.opcomm.corning.com/CorningDrawingDatabase.html

Installation and Promotional Videos

www.corning.com/opcomm/videos

YouTube Channel

www.corning.com/opcomm/youtube

Training and Webinars

www.corning.com/opcomm/training

Technical Library

www.corning.com/resource-library

Professional Services

www.corning.com/professional-services

Request for Quote

800-743-2675 (United States and Canada)
+1-828-901-5000 (International)

Order Tracker

www.ordertracker.corning.com

Spanish-Language Programs and Resources

www.corning.com/opcomm/pge.aspx

Technical Support

800-743-2673

Customer Care

800-743-2675 (United States and Canada)
+1-828-901-5000 (International)
ccsamericas@corning.com



Let's connect!



Corning Optical
Communications
#EvolveYourNetwork



Corning Optical
Communications
@CorningOpComm

Corning Representative: _____

Phone Number: _____

Email: _____

Distribution Representative: _____

Phone Number: _____

Email: _____



CORNING

**Corning Optical Communications LLC • 4200 Corning Place • Charlotte, NC 28216 USA
800-743-2675 • FAX: 828-325-5060 • International: +1-828-901-5000 • www.corning.com/opcomm**

Corning Optical Communications reserves the right to improve, enhance, and modify the features and specifications of Corning Optical Communications products without prior notification. A complete listing of the trademarks of Corning Optical Communications is available at www.corning.com/opcomm/trademarks. All other trademarks are the properties of their respective owners. Corning Optical Communications is ISO 9001 certified. © 2019, 2024 Corning Optical Communications. All rights reserved. LAN-2454-AEN / December 2024