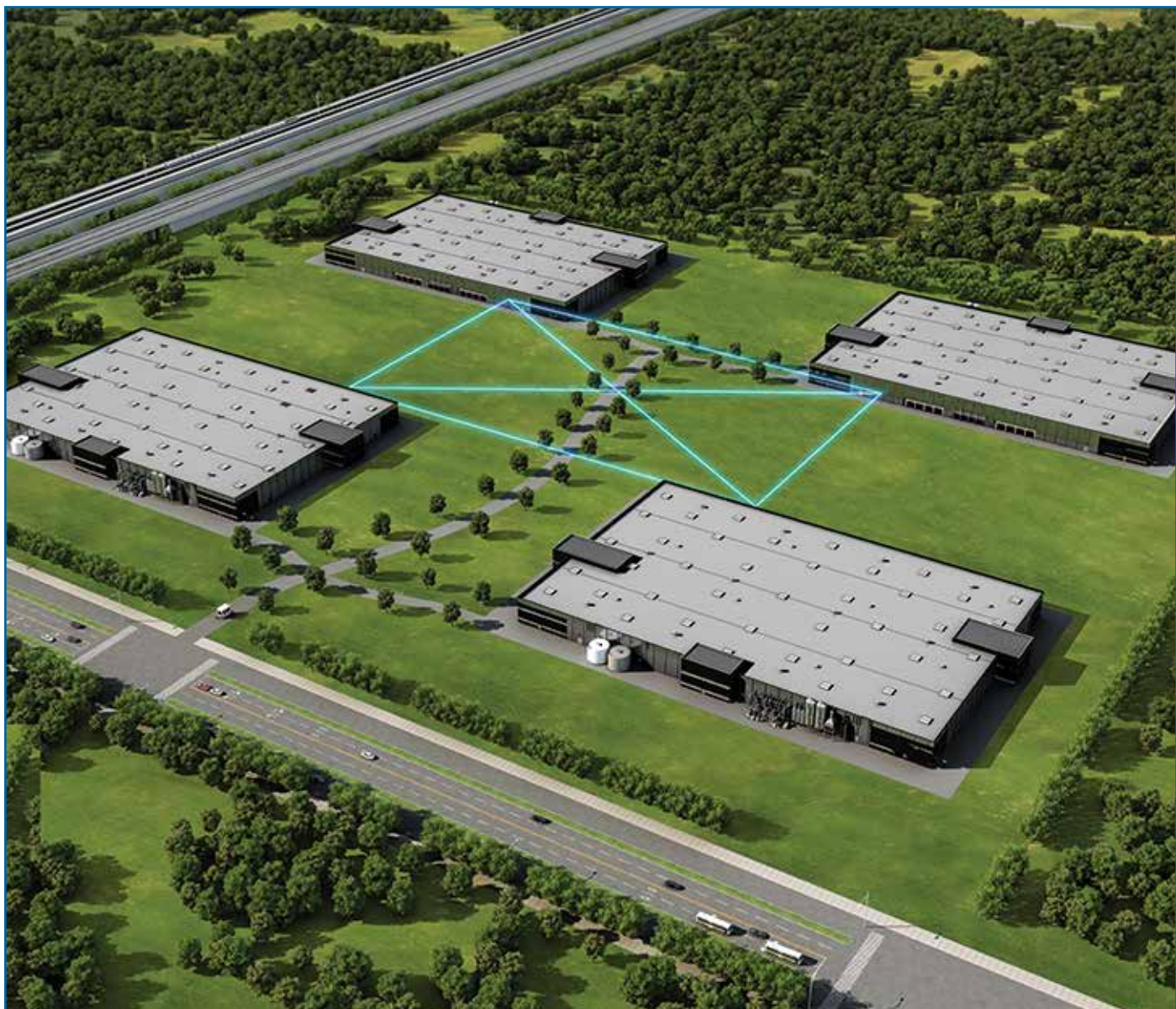


Data Center Interconnect Solution



Data Center Interconnect Solution



Content:

Corning® RocketRibbon™ Extreme-Density Cable, 1,728 F	3
Corning RocketRibbon Extreme-Density Cable, 3,456 F	6
Corning SCF Closure - RXD with Heat-Shrink End Cap	9
Corning SCF Closure - RXD with Mechanical End Cap	11
High-Fiber-Count Closure 2178-XL	13
Corning Optical Splice Enclosure - RXD (OSE-RXD)	16
Corning Optical Splice Enclosure - Universal (OSE-UD)	18
Corning RocketRibbon Indoor Plenum Cable Assemblies	20
Preconnectorized "Stubbed" EDGE™ Housing	25

Data Center Interconnect Solution

CORNING

Corning® RocketRibbon™ Extreme-Density Cable 1,728 F, SMF-28® Ultra fiber, Single-mode (OS2)

Corning high-density gel-free cables offer the ultimate combination of fiber density and ease-of-use in extreme fiber count outside plant cabling. Providing fibers in an extreme-density design, flexible subunits containing stacks of 288 fibers can be easily routed directly into hardware without furcation. Each subunit is also finger peelable, enabling rapid access to the ribbon stack for faster termination. The conventional 12-fiber ribbon is maintained, ensuring robustness, installer familiarity, and no change to the long-established mass fusion splicing process. Each individual ribbon within the subunit features a unique printed ID for fast, easy identification and efficient fiber splicing management.

Features and Benefits

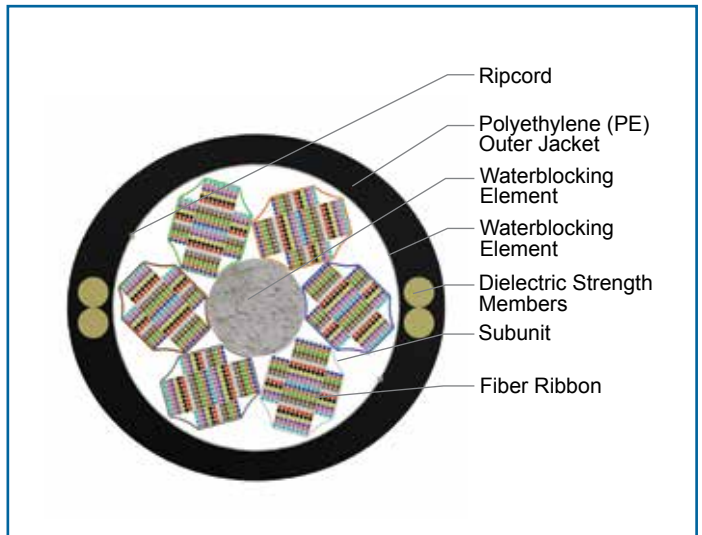
- **Unique subunit design**
Flexible, finger-peelable subunits provide protection of each 288-fiber ribbon stack, eliminating the need for furcation when routing directly into hardware and enabling individual access to each ribbon for efficient management in splice trays.
- **Complete gel-free design**
No messy filling or flooding compounds mean elimination of time, labor, and risk associated with cleaning ribbons, enabling cleaner work areas, simplified splice preparation, and less installer error.

Standards

- **Common Installations**
Duct and indoor when installed according to National Electrical Code® (NEC®) Article 770
- **Design and Test Criteria**
ANSI/ICEA S-87-640
Telcordia GR-20



Part Number: H28ZQ4-14101S53



Cross Section of Part Number: H28ZQ4-14101S53

CORNING

Data Center Interconnect Solution

CORNING

Corning® RocketRibbon™ Extreme-Density Cable

1,728 F, SMF-28® Ultra fiber, Single-mode (OS2)

Specifications

General Specifications	
Environment	Outdoor
Application	Aerial, duct
Cable Type	Ribbon
Product Type	Dielectric

Temperature Range	
Storage	-40°C to 70°C (-40°F to 158°F)
Installation	-20°C to 70°C (-4°F to 158°F)
Operation	-40°C to 70°C (-40°F to 158°F)

Cable Design	
Fiber Count	1,728
Fibers per Ribbon	12 F x 4 ribbon/24 F x 8 ribbon/12 F x 4 ribbon
Ribbons per Subunit	16
Maximum Fibers per Subunit	288
Fiber Coloring	Blue, orange, green, brown, slate, white, red, black, yellow, violet, rose, aqua
Subunit Color	Blue, orange, green, brown, slate, white
Number of Subunits	6
Tape	Water-swellable
Tensile Strength Elements and/or Armoring - Layer 1	Dielectric strength members
Number of Ripcords	2
Outer Jacket Material	Polyethylene (PE)
Outer Jacket Color	Black
Cable Marking	Print in ft with SOCC

Mechanical Characteristics	
Maximum Tensile Strength, Short-Term	2,700 N (600 lbf)
Maximum Tensile Strength, Long-Term	890 N (200 lbf)
Weight	452 kg/km (304 lb/1,000 ft)
Nominal Outer Diameter	25 mm (1 in)
Minimum Bend Radius-Installation, Outdoor Cable	375 mm (14.8 in)
Minimum Bend Radius-Operation, Outdoor Cable	375 mm (14.8 in)

Chemical Characteristics	
RoHS	Free of hazardous substances according to RoHS 2011/65/EU

CORNING

Data Center Interconnect Solution



Corning® RocketRibbon™ Extreme-Density Cable

1,728 F, SMF-28® Ultra fiber, Single-mode (OS2)

Fiber Specifications

Optical Characteristics (Cabled)	
Fiber Name	SMF-28® Ultra fiber
Fiber Category	G.652.D/G.657.A1
Fiber Code	Z
Performance Option Code	01
Wavelengths	1,310 nm/1,383 nm/1,550 nm
Maximum Attenuation	0.4 dB/km/0.4 dB/km/0.3 dB/km*

*With 5 percent of fibers up to 0.5/0.5/0.4

Ordering Information

Characteristics (Cabled)	
Part Number	H28ZQ4-14101S53
Product Description	Corning® RocketRibbon™ Extreme-Density Cable, 1,728 F, SMF-28 Ultra fiber, single-mode (OS2)



Data Center Interconnect Solution

CORNING

Corning® RocketRibbon™ Extreme-Density Cable

3,456 F, SMF-28® Ultra fiber, Single-mode (OS2)

Corning high-density gel-free cables offer the ultimate combination of fiber density and ease-of-use in extreme fiber count outside plant cabling. Providing fibers in an extreme-density design, flexible subunits containing stacks of 288 fibers can be easily routed directly into hardware without furcation. Each subunit is also finger peelable, enabling rapid access to the ribbon stack for faster termination. The conventional 12-fiber ribbon is maintained, ensuring robustness, installer familiarity, and no change to the long-established mass fusion splicing process. Each individual ribbon within the subunit features a unique printed ID for fast, easy identification and efficient fiber splicing management.

Features and Benefits

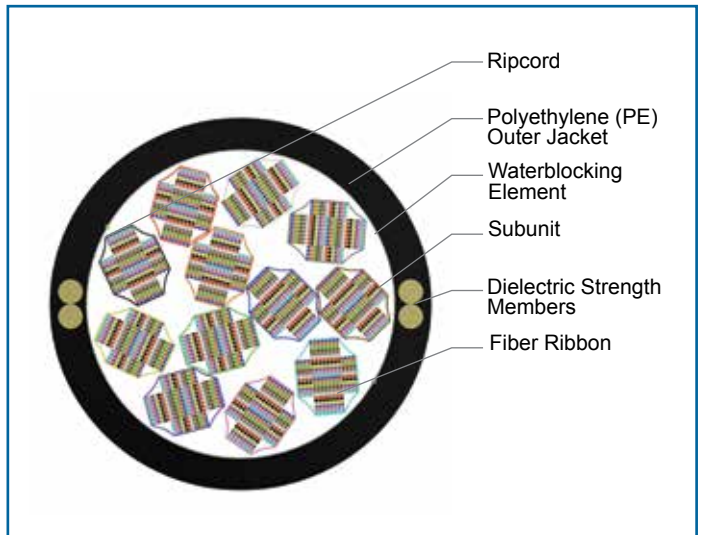
- **Unique subunit design**
Flexible, finger-peelable subunits provide protection of each 288-fiber ribbon stack, eliminating the need for furcation when routing directly into hardware and enabling individual access to each ribbon for efficient management in splice trays.
- **Complete gel-free design**
No messy filling or flooding compounds mean elimination of time, labor, and risk associated with cleaning ribbons, enabling cleaner work areas, simplified splice preparation, and less installer error.

Standards

- **Common Installations**
Duct and indoor when installed according to National Electrical Code® (NEC®) Article 770
- **Design and Test Criteria**
ANSI/ICEA S-87-640
Telcordia GR-20



Part Number: Y56ZQ4-14101S53



Cross Section of Part Number: Y56ZQ4-14101S53

CORNING

Data Center Interconnect Solution

CORNING

Corning® RocketRibbon™ Extreme-Density Cable

3,456 F, SMF-28® Ultra fiber, Single-mode (OS2)

Specifications

General Specifications	
Environment	Outdoor
Application	Aerial, duct
Cable Type	Ribbon
Product Type	Dielectric

Temperature Range	
Storage	-40°C to 70°C (-40°F to 158°F)
Installation	-20°C to 70°C (-4°F to 158°F)
Operation	-40°C to 70°C (-40°F to 158°F)

Cable Design	
Fiber Count	3,456
Fibers per Ribbon	12 F x 4 ribbon / 24 F x 8 ribbon / 12 F x 4 ribbon
Ribbons per Subunit	16
Maximum Fibers per Subunit	288
Fiber Coloring	Blue, orange, green, brown, slate, white, red, black, yellow, violet, rose, aqua
Subunit Color	Blue, orange, green, brown, slate, white, red, black, yellow, violet, rose, aqua
Number of Subunits	12
Tape	Water-swellable
Tensile Strength Elements and/or Armoring - Layer 1	Dielectric strength members
Number of Ripcords	2
Outer Jacket Material	Polyethylene (PE)
Outer Jacket Color	Black
Cable Marking	Print in ft with SOCC

Mechanical Characteristics	
Maximum Tensile Strength, Short-Term	2,700 N (600 lbf)
Maximum Tensile Strength, Long-Term	890 N (200 lbf)
Weight	752 kg/km (505 lb/1,000 ft)
Nominal Outer Diameter	32 mm (1.3 in)
Minimum Bend Radius-Installation, Outdoor Cable	480 mm (18.9 in)
Minimum Bend Radius-Operation, Outdoor Cable	480 mm (18.9 in)

Chemical Characteristics	
RoHS	Free of hazardous substances according to RoHS 2011/65/EU

CORNING

Data Center Interconnect Solution

CORNING

Corning® RocketRibbon™ Extreme-Density Cable

3,456 F, SMF-28® Ultra fiber, Single-mode (OS2)

Fiber Specifications

Optical Characteristics (Cabled)	
Fiber Name	SMF-28® Ultra fiber
Fiber Category	G.652.D/G.657.A1
Fiber Code	Z
Performance Option Code	01
Wavelengths	1,310 nm/1,383 nm/1,550 nm
Maximum Attenuation	0.4 dB/km/0.4 dB/km/0.3 dB/km*

*With 5 percent of fibers up to 0.5/0.5/0.4

Ordering Information

Optical (Cabled)	
Part Number	Y56ZQ4-14101S53
Product Description	Corning® RocketRibbon™ Extreme-Density Cable, 3,456 F, SMF-28 Ultra fiber, single-mode (OS2)

CORNING

Data Center Interconnect Solution

CORNING

Corning SCF Closure - RXD with Heat-Shrink End Cap

SCF Closure, 8x28, open ribbon system (maximum 1,728 fibers)

The Corning SCF closures RXD with heat-shrink end cap feature a unique trayless design and are available with heat-shrink or split mechanical end caps. Corning splice closures are designed for splicing fibers in aerial or buried applications. These sealed canister closures are available in configurations that can accommodate 1,296 to 1,728 fibers when splicing ribbon fibers.

Allowing reel-end to reel-end splicing in the open ribbon system (ORS), the heat-shrink end cap is a simple and reliable solution that covers a wide range of cable diameters.

The SCF 8-in, heat-shrink end caps includes one oval port, two large round drop ports that can accommodate one large cable or two small cables with branching clamp, three medium round drop ports, and two small drop ports.

Features and Benefits

- **Modular fiber management system**

Preserve the ease of traditional (flat) ribbon splicing while gaining simplified ribbon fiber routing; increased splicing capability in the field, delivered in a compact size

- **Aerial, wall, pole, direct-buried**

Suitable for all applications

- **Sealed butt-style closure**

Environmental protection

- **Ribbon splicing**

No splice trays required

- **Heat-shrink end caps**

Easy installation of uncut cables

Standards

- **Approvals and Listings**

Telcordia GR-771 tested



Heat-Shrink End Cap | Photo TRCLS104

CORNING

Data Center Interconnect Solution

CORNING

Corning SCF Closure - RXD with Heat-Shrink End Cap

SCF Closure, 8x28, open-ribbon system (maximum 1,728 fibers)

Design - Hardware	
Main Cable Circular Port Count	7
Main Cable Oval Port Count	1
Main Cable Range	Up to 45 mm
Central Member Fixing For Main Cable	Yes
Distribution Cable Port Count	6
Distribution Cable Range	Up to 35 mm
Supported Cables	Ribbon cables
Maximum Splice Fiber Capacity	1728
System	ORS
Heat-Shrink Splice Protector Support	Yes
Crimp Splice Protector Support	No
Splitter Support	No
Splitter Module	No splitter
Extra Buffer Storage System	Installed
Water Sensor Tray	No
Colored Trays	No
Customer Logo On Housing	To be ordered separately
Bulletproof Housing	No
Grounding System	Yes
Test Valve	Included
Size by Fiber Splice Capacity	1,728
Sealing Type	Mechanical
Closure Shape	Dome
Number of Distribution/Drop Cables Ports	7
Working Environment	Manhole/underground

Ordering Information	
Part Number	SCF-8C28-HS-YORS
Product Description	Corning SCF Closure RXD with heat-shrink end cap, 8x28, open ribbon system (maximum 1,728 fibers)

Shipping Information	
Packaging Dimensions (L x H x W)	254 x 1,041.4 x 254 mm (10 in x 41 in x 10 in)
Language Installation Instruction	English (U.S.)
Units per Delivery	1/1

CORNING

Data Center Interconnect Solution

CORNING

Corning SCF Closure - RXD with Mechanical End Cap

SCF Closure, 8x28, open ribbon system (maximum 1,728 fibers)

The Corning SCF closures RXD with mechanical end cap closures feature a unique trayless design and are available with heat-shrink or split mechanical end caps. Corning® RocketRibbon™ splice closures are designed for splicing fibers in aerial or buried applications. These sealed canister closures are available in configurations that can accommodate 1,296 to 1,728 fibers when splicing ribbon fibers.

Allowing reel-end to reel-end splicing in the open ribbon system (ORS), the SCF QUICK -SEAL™ mechanical seal drop cable ports allow quick and easy installation during initial network builds or future expansions.

Features and Benefits

- **Modular fiber management system**

Preserve the ease of traditional (flat) ribbon splicing while gaining simplified ribbon fiber routing; increased splicing capability in the field, delivered in a compact size

- **Aerial, wall, pole, direct-buried**

Suitable for all applications

- **Sealed butt-style closure**

Environmental protection

- **Ribbon splicing**

No splice trays required

- **Split end caps**

Easy installation of uncut cables

Standards

- **Approvals and Listings**

Telcordia GR-771 tested



Mechanical End Cap | Photo TRCLS104

CORNING

Data Center Interconnect Solution

CORNING

Corning SCF Closure - RXD with Mechanical End Cap

SCF Closure, 8x28, open ribbon system (maximum 1,728 fibers)

Design - Hardware	
Main Cable Circular Port Count	6
Main Cable Oval Port Count	1
Main Cable Range	12 mm up to 32 mm (0.5 in up to 1.3 in)
Central Member Fixing for Main Cable	Yes
Distribution Cable Port Count	6
Distribution Cable Range	12 mm up to 25 mm (0.5 in up to 1.0 in)
Supported Cables	Ribbon cables
Maximum Splice Fiber Capacity	1,728
System	ORS
Heat-Shrink Splice Protector Support	Yes
Crimp Splice Protector Support	No
Splitter Support	No
Splitter Module	No splitter
Extra Buffer Storage System	Installed
Water Sensor Tray	No
Colored Trays	No
Customer Logo on Housing	To be ordered separately
Bulletproof Housing	No
Grounding System	Yes
Test Valve	Included
Size by Fiber Splice Capacity	1,728
Sealing Type	Mechanical
Closure Shape	Dome
Number of Distribution/Drop Cable Ports	6
Working Environment	Manhole/underground

Ordering Information	
Part Number	SCF-8C28-YORS
Product Description	Corning SCF Closure RXD with mechanical end cap, 8x28, open ribbon system (maximum 1,728 fibers)

Shipping Information	
Part Number	SCF-8C28-YORS
Packaging Dimensions (L x H x W)	254 x 1,041.4 x 254 mm (10 x 41 x 10 in)
Units Per Delivery	1/1
Language, Installation Instruction	English (U.S.)

CORNING

Data Center Interconnect Solution

CORNING

High-Fiber-Count Closure 2178-XL

Re-enterable design brings additional ease of ongoing configuration in outside and inside plant environments.

Features and Benefits

- Mass fusion splice up to 3,456
- No special tools required, only a standard torque wrench
- Can be deployed in most applications: buried, below-grade, aerial and pole mount, inline, or butt
- Gasket sealing system makes it reusable and easy to re-enter
- Separate area for routing, protecting, and expressing buffer tubes and ribbon fibers
- Grommets provide entry for multiple drops or cables
- Flame-retardant versions available



High-Fiber-Count Closure 2178XL-1728



High-Fiber-Count Closure 2178XL-3456,
Includes Cable Addition Kit 2181-XL/CAK

CORNING

Data Center Interconnect Solution

CORNING

High-Fiber-Count Closure 2178-XL

Specifications

High-Fiber-Count Closure 2178-XL Dimensions	
Product Name	Size (mm) in. (L x W x H)
2178XL-1728 (without cable addition kit)	(660.4 x 337.8 x 279.4) 27.0 x 13.3 x 11.0

Design - Hardware	
Main Cable Circular Port Count (Butt)	4
Main Cable Circular Port Count (Inline)	8
Main Cable Range - 2 ports per side	0.2-in up to 1.4-in and 0.2-in to 1-in
Central Member Fixing for Main and Distribution Cables	Yes
Distribution Cable Port Count	2 to 6 based on inline or butt configuration
Distribution Cable Range	0.2-in up to 1.4-in and 0.2-in to 1-in
Supported Cables	Ribbon, dielectric, armored
Maximum Splice Fiber Capacity	Up to 3,456
Tray Type	Stackable, side-by-side 2543D series
Heat-Shrink Splice Protector Support	Yes
Crimp Splice Protector Support	No
Splitter Support	Yes
Extra Buffer Storage System Installed	Yes - up to 30 ft with 1,728 Corning® RocketRibbon™
Colored Trays	White
Bulletproof Housing	Tested GR 771 spec
Grounding System	Yes (8G version)
Test Valve Included	Yes
Size by Fiber Splice Capacity	Up to 3,456
Sealing Type	Mechanical
Closure Shape	Rectangle
Number of Distribution/Drop Cable Ports	Various
Working Environment	Aerial, manhole, underground, and vault
Can be Expanded to Add Additional Trays or More Cables	Yes - one expansion recommended

Ordering Information

For 1,728 RF	
2178-XL Fiber Optic Splice Case, one 2543D tray, no grounding	80611486665
2543-D-RF-288-R Tray, cover, four RF inserts, insert riser, corner riser (tube and ribbon), tie wraps (12), label, 2520 - 6 ribbon zip tube 1 ft (2)	80611623846
For 3,456 RF	
2178-XL Fiber Optic Splice Case, one 2543D tray, no grounding	80611486665
2181-XL/CAK Cable Addition Kit	80611486855
2543-D-RF-288-R Tray, cover, four RF inserts, insert riser, corner riser (tube and ribbon), tie wraps (12), label, 2520 - 6 ribbon zip tube 1 ft (2)	80611623846
2178-XL-8G 2178 XL Fiber Splice Closure w/8 GND LUGS (for armored cable), one 2543D tray	80611623846

CORNING

Data Center Interconnect Solution



High-Fiber-Count Closure 2178-XL

Shipping Information

Part Number 2178 XL or 2178 XL-8G	
Packaging Dimensions (L x H x W)	0.2-in up to 1.4-in and 0.2-in to 1-in
Units Per Delivery	1/1
Language, Installation Instruction	English (U.S.)
Part Number 2181-XL/CAK - Cable Addition Kit	
Packaging Dimensions (L x H x W)	27.7 x 5.0 x 13.8
Units Per Delivery	1/1
Language, Installation Instruction	English (U.S.)
Part Number 2543-D-RF-288-R Tray	
Packaging Dimensions (L x H x W)	14.5 x 2.6 x 5.3
Units Per Delivery	1/1
Language, Installation Instruction	English (U.S.)



Data Center Interconnect Solution

CORNING

Corning Optical Splice Enclosure - RXD (OSE-RXD)

Corning optical splice enclosures (OSE-RXD) are designed to manage the transition between outside plant ribbon cables and fire-retardant indoor cables in fiber optic networks. These rugged and versatile enclosures are ideal for use in data center interconnect applications. The OSE-RXD splice enclosure is optimized for use with the Corning® RocketRibbon™ cable family.

The OSE-RXD was designed with simplified cable entry and management in mind. Removable top and bottom cover plates along with a splittable foam cable entry area ensure enhanced accessibility during installation. Cable installation is achieved with the use of quick and simple cable retention clips. Vertically integrated 288-fiber splice trays allow for a single incoming cable leg length. These design attributes result in ease of installation and enhanced time savings over traditional splice enclosures. An optional service platform is sold separately. The service platform attaches to an OSE-RXD during splicing to provide a convenient work surface.

The OSE-RXD ships complete with 24-288 F splice trays providing capacity for 6,912 spliced fibers. Separate cable entry kits are not required for installation. Each OSE-RXD is shipped with the accessories for wall-mounted or 19-in equipment rack applications. An optional 23-in equipment rack mounting kit is sold separately. The OSE-RXD is available with or without a lock.

Cabinet Features

- Round corner guides for cable routing
- 13 splice tray routing guides per backplate
- Lock-and-key and standard latch versions available
- Two groups of 12 splice trays
- Removable retention bar
- Wall, unistrut, and rack-mounting options available

Features and Benefits

- Ribbon splice capacity of 6,912 fibers
- Removable top and bottom cover plates and splice tray holder bracket provide enhanced accessibility
- Easy access to the top of the enclosure with splittable foam entry area
- Cable installation with fast and simple cable retention clips. No cable entry kits required
- Splice trays are optimized for use with the RocketRibbon routable subunits (RSU)
- Splice trays allow for ribbon crossing. Reordering of ribbons outside the tray is not required
- Simplified installation processes for enhanced time savings
- Locking option for additional security



Optical Splice Enclosure (OSE-RXD)

Cable Entry

- Top-entry only with cable strain-reliefs
- Bottom plate closed
- New design for top plate, provides strain-relief attachment and foam

CORNING

Data Center Interconnect Solution



Corning Optical Splice Enclosure - RXD (OSE-RXD)

Specifications

General Specifications	
Application	Data center interconnect, customer premises environments, Carrier networks
Mounting Type	Wall-mountable, rack 19-in, rack 23-in (optional kit)
Product Type	Wall-mountable hardware

Design - Hardware	
Locking Availability	Single door
Total Splice Capacity	6,912 mass fusion splices
Product Family	Optical splice enclosure
Splice Trays Capacity	24

Design - Hardware	
Dimensions (H x W x D)	40.3 in x 17.6 in x 12.6 in (102.4 cm x 44.7 cm x 32 cm)

Ordering Information

Part Number	Product Description
RXD-OSE-1	Corning Optical Splice Enclosure RXD
RXD-OSE-1L	Corning Optical Splice Enclosure RXD with lock
RXD-OSE-KIT-CRDL	RXD-OSE Cable Retention Cradle Kit, Quantity 20
RXD-OSE-KIT-TU20	RXD-OSE Tray Entry Tubing Kit, Quantity 20
RXD-OSE-KIT-TRAY	RXD-OSE Slice Tray, Quantity 1
RXD-OSE-KIT-SP	RXD-OSE Service Platform
RXD-OSE-KIT-MB23	RXD-OSE 23-in Equipment Rack-Mounting Bracket

Shipping Information

Part Number	Shipping Weight	Shipping Dimensions
RXD-OSE-1	70 lbs (31.8 kg)	44.5 in x 19.875 in x 14.75 in
RXD-OSE-1L	70 lbs (31.8 kg)	44.5 in x 19.875 in x 14.75 in
RXD-OSE-KIT-CRDL	TBD	10 in x 10 in x 2 in
RXD-OSE-KIT-TU20	TBD	10 in x 10 in x 2 in
RXD-OSE-KIT-TRAY	TBD	18.25 in x 7.1875 in x 0.75 in
RXD-OSE-KIT-SP	TBD	18 in x 10 in x 3.5 in
RXD-OSE-KIT-MB23	TBD	18 in x 10 in x 3.5 in



Data Center Interconnect Solution

CORNING

Corning Optical Splice Enclosure - Universal (OSE-UD)

Ultra-Density, 5,184 single-fiber/13,824 mass fusion splice, top cable entry

Corning universal optical splice enclosures (OSE) are designed to manage the transition between outside plant cables and fire-retardant indoor riser cables in fiber optic networks. These rugged and versatile enclosures are ideal for use in equipment rooms, splicing vaults, or building entrance terminals in CATV, TELCO, or private network environments.

The universal OSE was also designed to provide excellent fiber management. Throughout the cabinet, large routing and guide plates and large routing clips along the walls organize and separate stored fiber and fiber entering the splice trays.

Each universal OSE features a full range of capabilities for wall, 23-in rack, and T-slot mounting. The T-slot mounting hardware allows for both horizontal and vertical mounting and enables tight, side-by-side mounting arrangements. In addition, universal OSEs are especially well-suited for installations that require preconnectorized cable assemblies or stubbed optical patch panels. In these installations, the universal OSE can actually replace the rack-mounted splice unit typically required. Corning offers three versions of the universal OSE.

The ultra-density universal OSE (OSE-UD0) was designed for today's highest-density fiber distribution frames. Each OSE-UD0 supports up to 5,184 single-fiber splices or 1,152 mass fusion splices (13,824 fibers) from as many as 52 cables.

To achieve each unit's maximum fiber density, Corning recommends using the splice trays designed for the OSEUD0. Each tray can accommodate up to 108 single-fibre splices or up to 24 mass fusion, 12-fiber ribbon splices.

Features and Benefits

- Routing and guide plates and routing clips provide excellent fiber management
- Accommodates specially designed high-density splice trays
- OSE-UD0 supports up to 5,184 loose tube single-fiber splices or 13,824 mass fusion ribbon splices
- Locking option for additional security



Part Number: OSE-UD0-00-3

CORNING

Data Center Interconnect Solution

CORNING

Corning Optical Splice Enclosure - Universal (OSE-UD)

Ultra Density, 5,184 single-fiber/13,824 mass fusion splice, top cable entry

Specifications

General Specifications	
Application	Customer premises environments, Carrier networks, CATV environments
Mounting Type	Wall-mountable rack, 23-in
Product Type	Wall-mountable hardware
Design - Hardware	
Locking Availability	Yes
Total Splice Capacity	5,184 single-fiber splices/13,824 mass fusion splices
Product Family	Splice enclosure
Splice Trays Capacity	48
Mechanical Characteristics	
Dimensions (H x W x D)	148.1 x 53.9 x 32.3 cm (58.3 x 21.2 x 12.7 in)

Ordering Information

Part Number	OSE-UD0-00-3
Product Description	Optical Splice Enclosure (OSE) Universal, ultra-density, 5,184 single-fiber/13,824 mass fusion splice, standard cable entry
EAN Code	TBD

Shipping Information

Units per Delivery	1/1
Shipping Weight	54.4 kg (120 lb)

CORNING

Data Center Interconnect Solution

CORNING

Corning® RocketRibbon™ Indoor Plenum Cable Assemblies

Corning continues with innovative breakthroughs in indoor cable technology with the new indoor-routable ribbon plenum cables. This generation of indoor ribbon cables offer high-fiber counts in a smaller single-tube design. The cable maximizes the use of critical duct space and can be easily routed into hardware without furcation. A specially formulated flame-retardant jacket allows this cable to be used in indoor general purpose horizontal and plenum applications.

The cables consist of routable subunits containing 96 or 288 250 µm fibers. Each individual ribbon features a unique printed ID for fast, easy identification and efficient fiber splicing management.

Features and Benefits

- Flexible, routable subunits eliminate the need for furcation when routing directly into hardware and enables individual access to each ribbon for efficient management in splice trays.
- No-mess filing or flooding compounds mean elimination of time, labor, and risk associated with cleaning ribbons, enabling cleaner work areas, simplified splice preparation, and less installer error.



RocketRibbon Indoor Plenum Cable Assembly

Specifications

Furcation	
Leg Length	24 or 36 in (-0 in/+3 in)
Leg Color	Yellow
Leg Diameter	2.0 mm
Connector Specifications	
Connector Type	LC Uniboot
Ferrule	Ceramic
Housing Material	Composite
Housing Color	Blue
Boot Color	Blue
Insertion Loss, Typical	0.35 dB
Cable Design	
Fiber Count	96, 192, 288
Fibers per Subunit	96 or 288
Fiber Coloring	Blue, orange, green, brown, slate, white, red, black, yellow, violet, rose, aqua
Outer Jacket Material	Flame-retardant
Outer Jacket Color	Yellow
Mechanical Characteristics	
Nominal Outer Diameter	96-F: 14.4 mm (0.57 in), 192-F/288-F: 16.2 mm (0.64 in)
Minimum Bend Radius Installation	96-F: 216 mm (8.50 in), 192-F/288-F: 243 mm (9.57 in)
Minimum Bend Radius Operation	96-F: 144 mm (5.67 in), 192-F/288-F: 162 mm (6.38 in)
Subunit Outer Diameter	96-F: 2.7 x 3.4 mm (0.11 x 0.13 in), 288-F: 5.3 x 6.5 mm (0.21 x 0.26 in)

CORNING

Data Center Interconnect Solution

CORNING

Corning® RocketRibbon™ Indoor Plenum Cable Assemblies

Specifications

General Specifications	
Application	General purpose horizontal, vertical plenum
Environment	Indoor
Cable Type	Ribbon
Flame Rating	Plenum (OFNP)
Cable Assembly Type	96, 192, 288 F
Fiber Category	Corning® SMF-28® Ultra fiber

Fiber Specifications

Optical Characteristics (Cabled)	
Fiber Name	SMF-28 Ultra fiber
Fiber Category	G.652.D/G.657.A1
Fiber Code	Z
Performance Option Code	01
Wavelengths	1,310 nm/1,383 nm/1,550 nm
Maximum Attenuation	0.4 dB/km/0.4 dB/km/0.3 dB/km*

*With 5 percent of fibers up to 0.5/0.5/0.4

CORNING

Data Center Interconnect Solution

CORNING

Corning® RocketRibbon™ Indoor Plenum Cable Assemblies

Ordering Information

0078	□ □	G Q 8 0	□	B	□ □ □	□
	1		2		3	4

1 Fiber count.

96 = 96
192 = K2
288 = U8

3 Measurement.

0-100 = 0-100

4 Unit of measure.

Feet = F
Meter = M

2 Leg length.

24 in = K
36 in = L

Not all part number configurations are available. Please confirm availability with a Corning Optical Connectivity Care Representative.

Cable Mechanical Characteristics					
Fiber Count	Weight	Nominal Outer Diameter	Minimum Bend Radius Installation	Minimum Bend Radius Operation	Subunit Outer Diameter
96	232.8 kg/km (156.43 lb/1,000 ft)	14.4 mm (0.57 in)	216 mm (8.50 in)	144 mm (5.67 in)	2.7 mm x 3.4 mm (0.11 in x 0.13 in)
192	259.3 kg/km (174.24 lb/1,000 ft)	16.2 mm (0.64 in)	243 mm (9.57 in)	162 mm (6.38 in)	2.7 mm x 3.4 mm (0.11 in x 0.13 in)
288	265.6 kg/km (178.5 lb/1,000 ft)	16.2 mm (0.64 in)	243 mm (9.57 in)	162 mm (6.38 in)	5.3 mm x 6.5 mm (0.21 in x 0.26 in)

Data Center Interconnect Solution

CORNING

Preconnectorized “Stubbed” EDGE™ Housing

Two Rack Units, 24 panels, 288 F LC UPC connectors

Preconnectorized “stubbed” EDGE™ housings are high-density preterminated optical cabling solutions offering industry-leading connector density. With unprecedented finger access, there is no need for additional tools enabling faster moves, adds, and changes (MACs).

The hardware is equipped with factory-terminated and - tested cable assemblies pre-installed in the EDGE-02U housing. “Stubbed” hardware is terminated in the factory, according to the requirements of the Corning Quality Standards. This ensures connector performance and quality, therefore eliminating the time-consuming and costly process of terminating cables in the field. It also reduces the number of part numbers needed for installation and minimizes the line items on an order.

Features and Benefits

- **Revolutionary drawer-style hardware**
Offers unprecedented finger access while achieving the highest port density in the market
- **Routable Ribbon Plenum Cable Stub**
Small diameter, high-density ribbon cable is flexible, robust, and occupies less space in cable pathways
- **Padlockable hasp on rear cover**
Allows for customer-provided padlock and enhanced security
- **Reduces the number of part numbers**
Reduces inventory resulting in cost savings
- **Decreases installation time**
Increases revenue
- **Factory installation**
Improved connector performance and quality



Part Number: ED2U85012AE-Q8001B

CORNING

Data Center Interconnect Solution

CORNING

Preconnectorized “Stubbed” EDGE™ Housing

Two Rack Units, 24 panels, 288 F LC UPC connectors

Specifications

General Specifications	
Application	Data center, data center LAN/SAN, Enterprise networks
Product Type	Fiber optic hardware
Mounting Type	Rack mount, cabinet mount
Mounting Technology	Adjustable depth settings
Access Type	Front and rear access
Lockable	Yes, rear side

Design - Hardware	
Housing	EDGE-02U
Height Unit	2U
Number of Panels	24
Housing Color	Silver
Number Fibers and Connectors	288
Cable Entry	Rear, top right, side brush cable entry
Cable	Routable ribbon plenum
Cable Color	Yellow
Connector and Adapter Type	LC UPC

Mechanical Characteristics	
Dimensions, Housing Only (W x D x H)	432 x 561 x 88 mm (17 in x 22.1 in x 3.5 in)
Weight, Housing Only	8.6 kg (19 lb)
Minimum Cabinet Size	800 mm

Chemical Characteristics	
RoHS	Free of hazardous substances according to RoHS 2002/95/EG

CORNING

Data Center Interconnect Solution



Preconnectorized “Stubbed” EDGE™ Housing

Two Rack Units, 24 panels, 288 F LC UPC connectors

Ordering Information

Part Number	Product Description	Dimensions H x W x D - in (m)	Weight - lb (kg)
EG2U85012AE-Q8001B	Preconnectorized EDGE-02U 50 m Routable Ribbon Plenum Stub	48 x 36 x 36 (1.22 x 0.91 x 0.91)	128 (58)
EG2U8A012AE-Q8001B	Preconnectorized EDGE-02U 100 m Routable Ribbon Plenum Stub	48 x 36 x 36 (1.22 x 0.91 x 0.91)	158 (72)
EG2U8F012AE-Q8001B	Preconnectorized EDGE-02U 150 m Routable Ribbon Plenum Stub	48 x 36 x 36 (1.22 x 0.91 x 0.91)	187 (85)
EG2U8L012AE-Q8001B	Preconnectorized EDGE-02U 200 m Routable Ribbon Plenum Stub	48 x 36 x 36 (1.22 x 0.91 x 0.91)	216 (98)
EG2U8R012AE-Q8001B	Preconnectorized EDGE-02U 250 m Routable Ribbon Plenum Stub	48 x 36 x 36 (1.22 x 0.91 x 0.91)	245 (111)
EG2U8W012AE-Q8001B	Preconnectorized EDGE-02U 300 m Routable Ribbon Plenum Stub	48 x 36 x 36 (1.22 x 0.91 x 0.91)	275 (125)



Data Center Interconnect Solution

The logo consists of a solid blue square with the word "CORNING" written in white, uppercase, sans-serif font centered within the square.

Notes:

Corning Optical Communications LLC • PO Box 489 • Hickory, NC 28603-0489 USA 800-743-2675 • FAX: 828-325-5060 • International: +1-828-901-5000 • www.corning.com/opcomm

A complete listing of the trademarks of Corning Optical Communications is available at www.corning.com/opcomm/trademarks. All other trademarks are the properties of their respective owners. Corning Optical Communications is ISO 9001 certified.
© 2019 Corning Optical Communications. All rights reserved.

The logo consists of the word "CORNING" in a black, uppercase, serif font.