

SST-Ribbon™ Gel-Free Cables

CORNING

Features and Benefits

Completely gel-free design

No messy filling or flooding compounds eliminate time and labor associated with cleaning ribbons, thereby keeping work and splicing areas cleaner and simplifying splice preparation

Enhanced coupling


Ensures the ribbon stack and cable act as one unit, providing long-term reliability in aerial, duct and direct-buried applications and minimizing ribbon movement in situations where cable vibration may occur

Standards

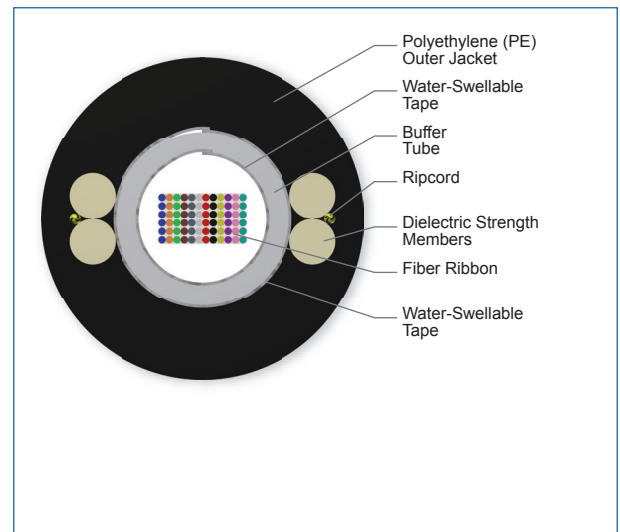
Design and Test Criteria ANSI/ICEA S-87-640
Telcordia GR-20
RDUP PE-90

Common Installations Outdoor aerial, duct and
direct-buried; indoor when
installed according to
National Electrical Code®
(NEC®) Article 770

Corning SST-Ribbon™ gel-free cables represent a truly innovative breakthrough in outside plant cable technology. Providing up to 216 fibers in a compact design, the enhanced coupling features ensure the ribbon stack and cable act as one unit, providing long-term reliability in aerial, duct and direct-buried applications. These features also minimize ribbon movement in situations where cable vibration may occur. The cable consists of a single buffer tube containing a stack of up to eighteen 12-fiber ribbons wrapped within a water-swellable foam tape and surrounded by a second water-swellable tape. Dielectric strength members located 180 degrees apart under the cable jacket provide tensile and anti-buckling strength. The cable is jacketed with a black UV-resistant polyethylene sheath. The 12-fiber ribbons have readily identifiable ribbon IDs and fiber colors and geometries that result in excellent mass-splicing yields.



SST-Ribbon Gel-Free Cables, 72 Fibers
| Photo PIM2405

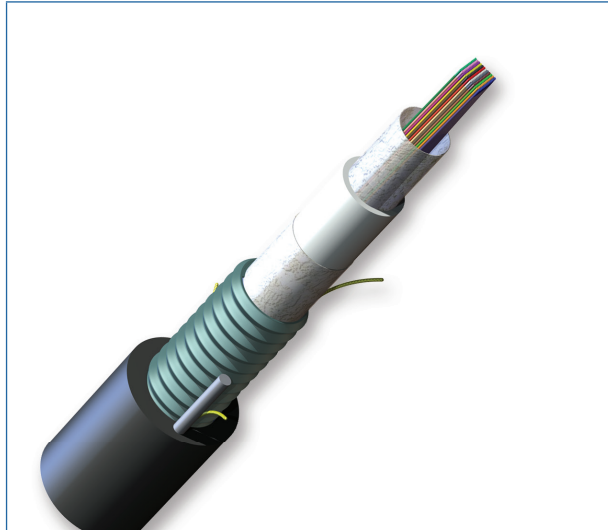


SST-Ribbon Gel-Free Cables, 72 Fibers

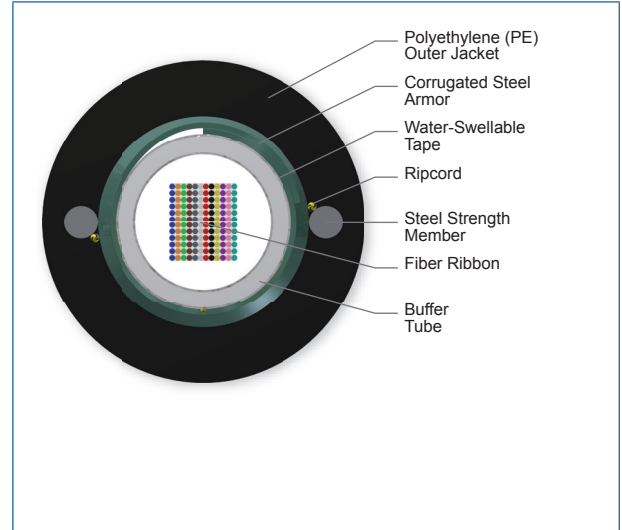
CORNING

SST-Ribbon™ Gel-Free Cables

CORNING



SST-Ribbon Gel-Free Single-Armored Cable, 144 Fibers | Photo PIM2413



SST-Ribbon Gel-Free Single-Armored Cable, 144 Fibers

Specifications

Temperature Range

Storage	-40 °C to 70 °C (-40 °F to 158 °F)
Installation	-30 °C to 70 °C (-22 °F to 158 °F)
Operation	-40 °C to 70 °C (-40 °F to 158 °F)

* Note: Corning recommends storing cable in a proper temperature environment prior to installation to allow the cable temperature to meet installation temperature range specifications for best installation results.

Mechanical Characteristics Cable

Max. Tensile Strength, Short-Term	2700 N (600 lbf)
Max. Tensile Strength, Long-Term	890 N (200 lbf)

Fiber Count	Weight	Buffer Tube Diameter	Nominal Outer Diameter	Min. Bend Radius Installation	Min. Bend Radius Operation
Dielectric					
12	82 kg/km (55 lb/1000 ft)	5.6 mm (0.22 in)	10.4 mm (0.41 in)	156 mm (6.2 in)	104 mm (4.1 in)
24 - 36	83 kg/km (56 lb/1000 ft)	5.6 mm (0.22 in)	10.4 mm (0.41 in)	156 mm (6.2 in)	104 mm (4.1 in)
48	84 kg/km (57 lb/1000 ft)	5.6 mm (0.22 in)	10.4 mm (0.41 in)	156 mm (6.2 in)	104 mm (4.1 in)

CORNING

SST-Ribbon™ Gel-Free Cables

CORNING

Fiber Count	Weight	Buffer Tube Diameter	Nominal Outer Diameter	Min. Bend Radius Installation	Min. Bend Radius Operation
72	100 kg/km (67 lb/1000 ft)	6.1 mm (0.24 in)	11.3 mm (0.44 in)	170 mm (6.7 in)	113 mm (4.4 in)
96	111 kg/km (75 lb/1000 ft)	7.0 mm (0.28 in)	12.2 mm (0.48 in)	183 mm (7.2 in)	122 mm (4.8 in)
144	125 kg/km (84 lb/1000 ft)	7.8 mm (0.30 in)	13.0 mm (0.51 in)	195 mm (7.7 in)	130 mm (5.1 in)
216	220 kg/km (148 lb/1000 ft)	12.3 mm (0.48 in)	18.1 mm (0.71 in)	272 mm (10.7 in)	181 mm (7.1 in)
Armored					
12	153 kg/km (102 lb/1000 ft)	5.6 mm (0.22 in)	11.85 mm (0.47 in)	178 mm (7.1 in)	119 mm (4.7 in)
24	155 kg/km (104 lb/1000 ft)	5.6 mm (0.22 in)	11.85 mm (0.47 in)	178 mm (7.1 in)	119 mm (4.7 in)
36	155 kg/km (105 lb/1000 ft)	5.6 mm (0.22 in)	11.85 mm (0.47 in)	178 mm (7.1 in)	119 mm (4.7 in)
48	156 kg/km (106 lb/1000 ft)	5.6 mm (0.22 in)	11.85 mm (0.47 in)	178 mm (7.1 in)	119 mm (4.7 in)
72	175 kg/km (118 lb/1000 ft)	6.1 mm (0.24 in)	12.90 mm (0.51 in)	194 mm (7.7 in)	129 mm (5.1 in)
96	190 kg/km (128 lb/1000 ft)	7.0 mm (0.28 in)	13.50 mm (0.53 in)	203 mm (8.0 in)	135 mm (5.3 in)
144	205 kg/km (138 lb/1000 ft)	7.8 mm (0.30 in)	13.90 mm (0.55 in)	209 mm (8.3 in)	139 mm (5.5 in)
216	311 kg/km (209 lb/1000 ft)	12.3 mm (0.48 in)	18.7 mm (0.74 in)	281 mm (11.1 in)	187 mm (7.6 in)

Chemical Characteristics

RoHS

Free of hazardous substances according to RoHS 2011/65/EU

CORNING

SST-Ribbon™ Gel-Free Cables

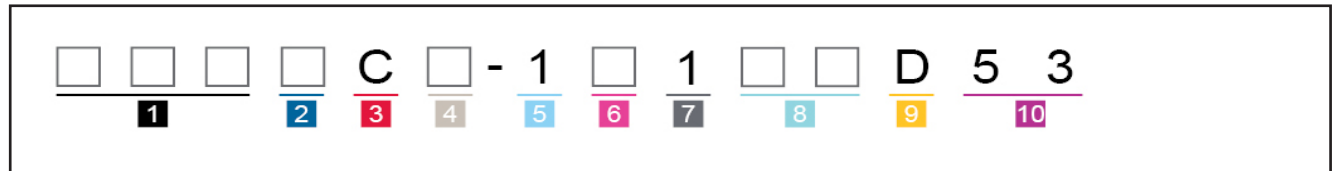
CORNING

Transmission Performance

Single-mode			
Fiber Name	Single-mode (OS2)	Single-mode (OS2)	Single-mode (OS2)
Fiber Category	G.652.D	G.652.D	G.652.D/G.657.A1
Fiber Code	E	E	Z
Performance Option Code	00	01	01
Wavelengths (nm)	1310/1383/1550	1310/1383/1550	1310/1383/1550
Maximum Attenuation (dB/km)	0.35/0.35/0.25	0.4/0.4/0.3	0.4/0.4/0.3

* For more information on typical attenuation please see the Corning whitepaper at http://csmedia.corning.com/opcomm//Resource_Documents/whitepapers_rl/LAN-1863-AEN.pdf

Ordering Information | Note: Contact Customer Care at 1-800-743-2675 for other options.



1 Select fiber count.
012 036 072 144
024 048 096 216

2 Select fiber type.
E = Single-mode (OS2)
SMF-28e⁺
Z = Single-mode (G.652.D/
G.657.A1) SMF-28[®] Ultra fiber

3 Defines cable type.
C = SST-Ribbon™

4 Select cable type.
4 = All-dielectric
5 = Single-jacket, single-
armored

5 Defines fiber placement.
1 = Standard for ribbon cables

6 Defines length markings.
4 = Markings in ft (standard)
3 = Markings in meters

7 Defines tensile strength.
1 = 2700 N/600 lb (standard)

8 Select performance option code.
01 = Single-mode (OS2)
(Max. attenuation 0.4/0.4/0.3 dB/km)
00 = Single-mode (OS2)
(Max. attenuation 0.35/0.35/0.25 dB/km)

9 Defines cable type.
D = Gel-Free Cable

10 Defines special requirements.
53 = Standard jacket print
plus SOC code



Corning Optical Communications LLC • PO Box 489 • Hickory, NC 28603-0489 USA

800-743-2675 • FAX: 828-325-5060 • International: +1-828-901-5000 • www.corning.com/opcomm

A complete listing of the trademarks of Corning Optical Communications is available at www.corning.com/opcomm/trademarks. All other trademarks are the properties of their respective owners. Corning Optical Communications is ISO 9001 certified.

© 2024 Corning Optical Communications. All rights reserved.

CORNING