

# Splice Closure Family (SCF)

CORNING

## Features and Benefits

### **Modular fiber management system**

Increased splicing capability in the field

### **Aerial, wall, pole, direct-buried**

Suitable for all applications

### **Sealed butt-style closure**

Environmental protection

### **Ribbon reel-end to reel-end splicing**

No additional splice trays required (ORS)

### **Split end caps**

Easy installation of uncut cables

Corning Splice Closure (SCF) with Mechanical End Cap is designed for splicing fibers in aerial, duct and buried applications. These sealed canister closures are available in configurations that can accommodate from 72 to 576 single fiber splices, or from a 288- to 1296-fiber capacity if splicing ribbons.

Allowing reel-end to reel-end splicing in the open ribbon system (ORS), the SCF closures offer split end caps for convenient installation of uncut cables. The QUICK-SEAL™ Mechanical Seal drop cable ports allow quick and easy installation during the initial build or for future expansion.

The consolidation of multiport tails for up to 24 flat cables is accomplished with optional add-a-cable kits. Designed for configuration flexibility, these closures offer expanded slack storage, various tray heights and mass platform storage.

## Standards

Approvals and Listings

Telcordia GR-771 tested



**SCF-6C28-ORS (Open Ribbon System)**  
| Photo TRCLS030



**SCF-6C22-02 (with two 0.2 in tray stackers)**  
| Photo SHD102

CORNING

# Splice Closure Family (SCF)



**SCF-8C28-01-F (with 0.4 in tray stacker)**  
| Photo TRCLS032

## Specifications

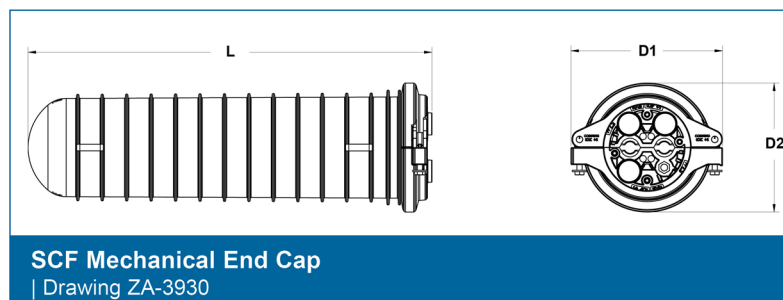
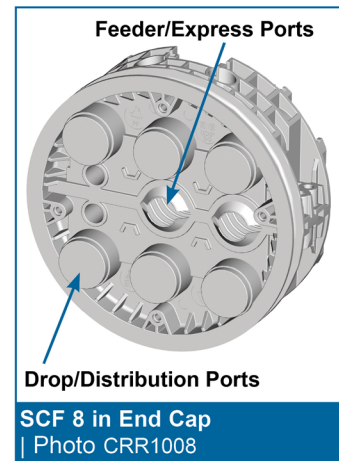
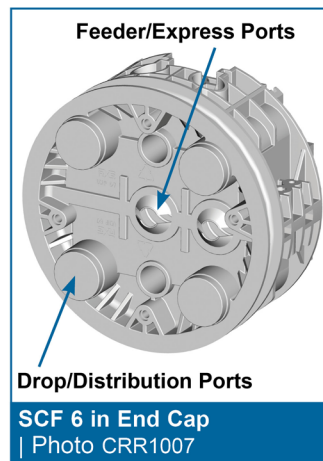
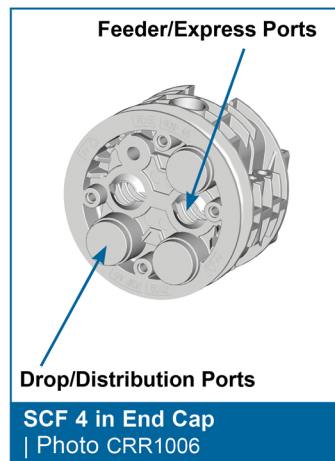
Shipping Package		
	Dimensions (H x W x D)	Shipping Weight
SCF-4C18-01	16.2 cm x 16.2 cm x 58.4 cm (6.4 in x 6.4 in x 23 in)	3.63 kg (8 lb)
SCF-6C22	22.2 cm x 22.2 cm x 67.3 cm (8.8 in x 8.8 in x 26.5 in)	7.26 kg (16 lb)
SCF-6C28	22.2 cm x 22.2 cm x 82.6 cm (8.8 in x 8.8 in x 32.5 in)	8.17 kg (18 lb)
SCF-8C28	25.4 cm x 25.4 cm x 83.8 cm (10 in x 10 in x 33 in)	11.34 kg (25 lb)

# Splice Closure Family (SCF)

CORNING

## Specifications | (continued)

Closure Type	SCF-4C18	SCF-6C22	SCF-6C28	SCF-8C28
<b>Outside Diameter — D1</b>	6 in (15.2 cm)	9 in (22.9 cm)	9 in (22.9 cm)	12 in (30.5 cm)
<b>Outside Diameter — D2</b>	5 in (12.7 cm)	7 in (17.8 cm)	7 in (17.8 cm)	9 in (22.9 cm)
<b>Closure Length — L</b>	19 in (48.3 cm)	23 in (58.4 cm)	29 in (73.7 cm)	28 in (71.1 cm)
<b>Port Count</b>				
Feeder/Express	2	2	2	2
Drop/Distribution	3	4	4	6
<b>Feeder/Express</b>	0.5-0.8 in (12-20 mm)	0.5-0.9 in (12-22 mm)	0.5-0.9 in (12-22 mm)	0.5-1.3 in (12-32 mm)
<b>Drop/Distribution</b>	0.2-0.6 in (5-15 mm)	0.2-0.7 in (5-18 mm)	0.2-0.7 in (5-18 mm)	0.5-1.0 in (12-25 mm)



# Splice Closure Family (SCF)

CORNING

## Specifications | (continued)

Splice Trays for Single-Fiber Splicing Only				
Splice Tray Part Number	SCF-ST-099 Short 0.2-in thick tray for single-fiber heat-shrinks		SCF-ST-112 Long 0.2-in thick tray for single-fiber heat-shrinks	
Splice Tray Capacity	12 F		24 F	
Splice Holder	Single Stacked		Single Stacked	
Closure Part Number	No. of Trays	Closure Capacity	No. of Trays	Closure Capacity
SCF-4C18-01	6	72	N/A	N/A
SCF-6C22-01	6	72	N/A	N/A
SCF-6C22-02	12	144	N/A	N/A
SCF-6C28-01	6	72	6	144
SCF-6C28-02	12	144	12	288
SCF-8C28-01	10	120	10	240
SCF-8C28-02	20	240	20	480
Splice Tray Part Number	SCF-ST-116 Short 0.4-in thick tray for single-fiber heat-shrinks		SCF-ST-077 Long 0.4-in thick tray for single-fiber heat-shrinks	
Splice Tray Capacity	24 F		48 F	
Splice Holder	Double Stacked		Double Stacked	
Closure Part Number	No. of Trays	Closure Capacity	No. of Trays	Closure Capacity
SCF-4C18-01	3	72	N/A	N/A
SCF-6C22-01-F	4	96	N/A	N/A
SCF-6C22-02-F	8	192	N/A	N/A
SCF-6C28-01-F	4	96	4	192
SCF-6C28-02-F	8	192	8	384
SCF-8C28-01-F	6	144	6	288
SCF-8C28-02-F	12	288	12	576

# Splice Closure Family (SCF)

CORNING

## Specifications | (continued)

Splice Trays for Ribbon/Mass Fusion Splicing				
Splice Tray Part Number	SCF-ST-116 Short 0.4-in tray for 12-fiber ribbon splices		SCF-ST-077 Long 0.4-in tray for 12-fiber ribbon splices	
Splice Tray Capacity	Three, 12-fiber ribbons		Six, 12-fiber ribbons	
Splice Holder	Single Stacked		Single Stacked	
Closure Part Number	No. of Trays	Closure Capacity	No. of Trays	Closure Capacity
SCF-4C18-01	4	144	N/A	N/A
SCF-6C22-01-F	4	144	N/A	N/A
SCF-6C22-02-F	8	288	N/A	N/A
SCF-6C28-01-F	4	144	4	288
SCF-6C28-02-F	8	288	8	576
SCF-8C28-01-F	6	216	6	432
SCF-8C28-02-F	12	432	12	864
SCF-4C18-ORS	No Tray Required	144	No Tray Required	144
SCF-6C22-ORS	No Tray Required	288	No Tray Required	288
SCF-6C28-ORS	No Tray Required	432	No Tray Required	432
SCF-8C28-ORS	No Tray Required	864	No Tray Required	864

CORNING

# Splice Closure Family (SCF)

CORNING

## SCF Splice Trays

Corning offers a variety of splice trays suitable for the SCF Closures. The SCF Splice Trays listed here are those most often used with the SCF Closures. Available in a short or a long length, as well as a thickness of 0.2 in or 0.4 in, these SCF splice trays offer the flexibility needed for a variety of splicing applications. The 0.4 in trays are compatible only with any SCF part number that ends with the 2 digits, '-F'.

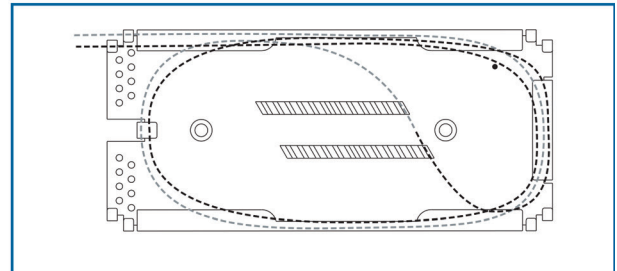
Refer to the Splice Trays tables in this document for an overview of the tray quantities and splicing capacities for each SCF Closure part number. For a complete description of all splice trays suitable for the SCF Closures, please refer to Splice Trays literature, *Splice Tray Selection SCF Closures Family Spec Sheet\_0223\_NAFTA\_AEN*.

### SCF-ST-099

12-position heat-shrink splices, 0.2-in metal tray for single fiber

8.75 in x 3.9 in x 0.2 in (22.3 cm x 10 cm x 0.54 cm)

Splice Protection: 2806031-01 heat-shrink splice protector, single fiber, 60 mm (pack of 50)



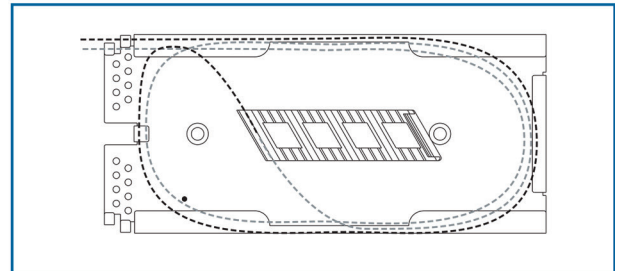
**SCF-ST-099 Splice Tray with 12-Position Heat-Shrink Splice Holders | Drawing ZA-2273**

### SCF-ST-116

24-position heat-shrink, 0.4-in metal tray for single fiber are compatible only with closure part numbers ending with the 2 digits, '-F.'

8.75 in x 3.9 in x 0.4 in (22.3 cm x 10 cm x 1 cm)

Splice Protection: 2806031-01 heat-shrink splice protector, single fiber, 60 mm (pack of 50) or 2806031-012 heat-shrink splice protector, 12-fiber ribbon, 40 mm (pack of 25)



**SCF-ST-116 Splice Tray with 24-Position Heat-Shrink Splice Holders | Drawing ZA-2274**

CORNING

# Splice Closure Family (SCF)

CORNING

## SCF-ST-077

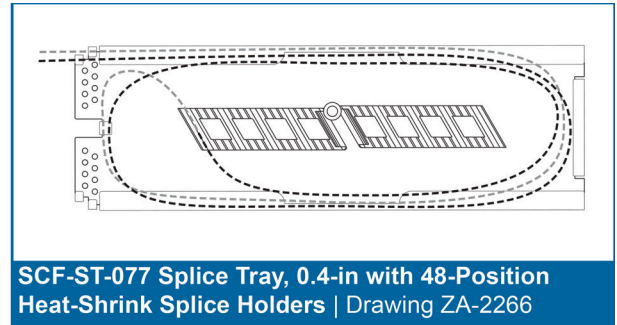
48-position heat-shrink for single fiber or six mass  
72-fiber (0.4 in) metal tray

12.23 in x 3.9 in x 0.4 in (31.1 cm x 10 cm x 1 cm)

0.4-inch trays compatible only with closures part numbers  
ending with the 2 digits, '-F'

Splice Protection: 2806031-01 heat-shrink splice protector,  
single fiber, 60 mm (pack of 50); 2806032-01 heat-shrink  
splice protector, 40 mm (pack of 50); or 2806031-012 heat-  
shrink splice protector, 12-fiber ribbon, 40 mm (pack of 25)

*Note: Due to length, SCF-ST-077 0.4 in trays can only be  
used with 28-in closures with part numbers that end in -F.*




## SCF-ST-112

24-position heat-shrink splices, 0.2-in metal tray for  
single fiber

13.7 in x 3.9 in x 0.2 in (33.8 cm x 10 cm x 0.54 cm)

Splice Protection: 2806031-01 heat-shrink splice  
protector, single fiber, 60 mm (pack of 50)

*Note: Due to length, the SCF-ST-112 can only be used  
with 28-in closures SCF-6C28, SCF-8C28.*




CORNING



# Splice Closure Family (SCF)

CORNING



SCF-6C28-01  
| Photo SHD107

## Ordering Information

SCF -    C      -           -   

1
2
3
4

### 1 Select closure diameter.

4 = 4-in  
6 = 6-in  
8 = 8-in

### 2 Select closure length.

18 = 18-in (4-in only)  
22 = 22-in (6-in only)  
28 = 28-in (6-in and 8-in)

### 3 Select fiber management configuration.

01 = 1 splice tray stacker plus full slack storage  
02 = 2 splice tray stackers plus reduced slack storage  
ORS = Open ribbon systems (864 F max.capacity)  
XORS = Open ribbon systems (1296 F max. capacity) use only with SCF8

*When choosing ORS, remaining characters should be left blank.*

*See Note 4.*

### 4 Select splice tray stacker configuration.

Blank = 0.2-in tray height (single-fiber)  
F = 0.4-in tray height (single-fiber or ribbon)

#### Notes:

- 1) Each 4-in canister is equipped to install one of the three available drop ports, ground for two cables.
- 2) Each 6-in canister is equipped to install two of the four available drop ports, ground for two cables.
- 3) Each 8-in canister is equipped to install two of the six available drop ports, ground for two cables.
- 4) ORS closures have integrated splice holders for express/feeder cables; splice trays for splicing drop/distribution cables must be ordered separately.

CORNING



# Splice Closure Family (SCF)

The CORNING logo is displayed in white, uppercase letters within a solid blue square.

## Ordering Information

Sample SCF Part Numbers	
Part Number	Description
SCF-4C18-01	SCF Closure, 4 x 18, 1 Tray Stacker, 0.2
SCF-4C18-ORS	SCF Closure, 4 x 18, Open Ribbon System (maximum 864 F)
SCF-6C22-01	SCF Closure, 6 x 22, 1 Tray Stacker, 0.2
SCF-8C28-02-F	SCF Closure, 8 x 28, 2 Tray Stacker, 0.4
SCF-8C28-XORS	SCF Closure, 8 x 28, Open Ribbon System (maximum 1296 F)

# Splice Closure Family (SCF)

CORNING

## Accessories

Part Number	Description	SCF-4C18	SCF-6CXX	SCF-8CXX
<b>Grounding Kits</b>				
<b>SCF-KT-6GND</b>	SCF Ground Kit, all sizes (two bond clamps and leads)	■	■	■
<b>UCN-GND-SC20</b>	Ground Bonds, small with central member strain-relief (20/pack)	■	■	■
<b>UCN-GND-S20</b>	Ground Bonds, small (20/pack)	■	■	■
<b>UCN-GNDCBL-20</b>	Ground Leads, 8 in long (20/pack)	■	■	■
<b>SCF-KT-GND87</b>	Isolated Grounding Kit for drop port, 8 in, seven ground cables, five dummy plugs and seven ground clamps, 1 port			■
<b>SCF-KT-GND62</b>	Isolated Grounding Kit for drop port, 6 in, two ground cables, two dummy plugs and two ground clamps, one port		■	
<b>SCF-KT-GNDCBL</b>	Ground Cables for isolated grounding – includes 5 ground wires (24-in long), 5 bond clamps, 5 dummy plugs		■	■
<b>End Cap Replacement Kits and Sealing Rings</b>				
<b>SCF-KT-ECR4</b>	End Cap Replacement Kit, 4 in (end cap, hardware, tape, paste, tool and lube)	■		
<b>SCF-KT-ECR6</b>	End Cap Replacement Kit, 6 in (end cap, hardware, tape, paste, tool and lube)		■	
<b>SCF-KT-ECR8</b>	End Cap Replacement Kit, 8 in (end cap, hardware, tape, paste, tool and lube)			■
<b>UCNC4-KT-SR</b>	Sealing Ring, end cap/canister, 4 in (one)	■		
<b>UCNC6-KT-SR</b>	Sealing Ring, end cap/canister, 6 in (one)		■	
<b>UCNC8-KT-SR</b>	Sealing Ring, end cap/canister, 8 in (one)			■
<b>Add-a-Cable Drop/Distribution Port Kits for Round Cables</b>				
<b>SCF-KT-4CBL</b>	Add-a-Cable Drop Port Kit, 4 in (one port)	■		
<b>SCF-KT-6CBL</b>	Add-a-Cable Drop Port Kit, 6 in (two port)		■	
<b>SCF-KT-8CBL</b>	Add-a-Cable Drop Port Kit, 8 in (two port)			■
<b>Feeder/Express Port Cable Kits for Round Cables</b>				
<b>SCF-KT-EXP-SM</b>	Strain-relief Hardware Kit, express port, 4 in and 6 in	■	■	
<b>SCF-KT-EXP-8</b>	Strain-relief Hardware Kit, express port, 8 in			■

# Splice Closure Family (SCF)

CORNING

## Accessories (continued)

Part Number	Description	SCF-4C18	SCF-6CXX	SCF-8CXX
<b>Add-a-Cable Drop/Distribution Port Kits for Flat SST-Drop Cable</b>				
<b>SCF-KT-G42-F</b>	Add-a-Cable Drop Port Kit, 4-in, 2-SST cables/grommet (5 x 10 mm)	■		
<b>SCF-KT-G62-F-STN</b>	Add-a-Cable Drop Port Kit, 6 in, 2-SST cables/grommet (5 x 10 mm)		■	
<b>SCF-KT-G84-F</b>	Add-a-Cable Drop Port Kit, 8 in, 4-SST cables/grommet (5 x 10 mm)			■
<b>Grommet Kits</b>				
<b>SCF-KT-G62-6</b>	2-hole grommets, 5-7 mm, round, for SCF6		■	
<b>SCF-KT-G82-6</b>	2-hole grommets, 5-7 mm, round, for SCF6			■
<b>SCF-KT-G83-11</b>	3-hole grommets, 10-12 mm, round, for SCF8			■
<b>Mounting Bracket Kits</b>				
<b>SCF-POLE-BKT4</b>	Pole/Wall Bracket, 4 in	■		
<b>SCF-POLE-BKT6</b>	Pole/Wall Bracket, 6 in		■	
<b>SCF-POLE-BKT8</b>	Pole/Wall Bracket, 8 in			■
<b>BKT-SC-C</b>	Aerial Hanging Bracket, all sizes	■	■	■
<b>Tray Stacker and Slack Basket Kits</b>				
<b>SCF-KT-6STKR</b>	0.2 in Splice Tray Stacker (6 shelves) for 6 in closure		■	
<b>SCF-KT-6STKR-F</b>	0.4 in Splice Tray Stacker (4 shelves) for 6 in closure		■	
<b>SCF-KT-8STKR</b>	0.2 in Splice Tray Stacker (10 shelves) for 8 in closure			■
<b>SCF-KT-8STKR-F</b>	0.4 in Splice Tray Stacker (6 shelves) for 8 in closure			■
<b>SCF-KT-4SLK</b>	Slack Basket for 4 in closure	■		
<b>SCF-KT-6SLK</b>	Slack Basket for 6 in closure		■	
<b>SCF-KT-8SLK</b>	Slack Basket for 8 in closure			■
<b>Miscellaneous Kits</b>				
<b>UCN-KT-LB</b>	Silicone Lubricant for dome seal (10 pack)	■	■	■
<b>UCN-KT-TP</b>	Sealing Tape Kit (five rolls)	■	■	■

Corning Optical Communications LLC • PO Box 489 • Hickory, NC 28603-0489 USA

800-743-2675 • FAX: 828-325-5060 • International: +1-828-901-5000 • [www.corning.com/opcomm](http://www.corning.com/opcomm)

A complete listing of the trademarks of Corning Optical Communications is available at [www.corning.com/opcomm/trademarks](http://www.corning.com/opcomm/trademarks).

All other trademarks are the properties of their respective owners. Corning Optical Communications is ISO 9001 certified.

© 2019 Corning Optical Communications. All rights reserved.

CORNING