

Pretium® Wall-Mountable Housings (PWH)

A LANscape® Pretium®
Solutions Product

Features and Benefits

Rugged metal construction

Durability

Drop-down front door

Allows for temporary workshelf

Jumper routing guides

Easy fiber management

Interconnect and cross-connect capabilities

Variety of applications

Field-installable lock kit (optional)


Additional security

Splice tray holder (optional)

Easier field splicing

Corning Cable Systems Pretium® Wall-Mountable Housings (PWH) provide interconnect or cross-connect capabilities between the outside plant, riser, or distribution cables and the opto-electronics and are designed to hold Plug & Play™ Universal Systems modules. Available in two, four, six and 12 panels, the rugged metal housings can be wall-mounted in main cross-connections or telecommunication rooms.

Units accept standard CCH connector panels and modules and include jumper routing guides and a bracket for securing buffer tube fan-out kits. The optional cable strain-relief kit (PWHSTRNRLF-KIT) is designed for easier installation and the standoff bracket (PWH-STDOFF-BKT) extends the PWH from the wall to allow cable routing behind the housing. Brackets can also be stacked to increase the amount of space for routing. An optional field-installable lock kit is available for additional security.



Pretium Wall-Mountable Housing, PWH-02P
| Photo LAN2930




Pretium Wall-Mountable Housing, PWH-04P
| Photo LAN2932

Pretium® Wall-Mountable Housings (PWH)

A LANscape® Pretium®
Solutions Product



Pretium Wall-Mountable Housing, PWH-06P
| Photo LAN2936



Pretium Wall-Mountable Housing, PWH-12P
| Photo LAN2938

Ordering Information


Part Number	Dimensions (HxWxD)	Shipping Weight
PWH-02P	23.9 cm x 44.5 cm x 10.2 cm (9.4 in x 17.5 in x 4.0 in)	5 kg (11 lb)
PWH-04P	36.6 cm x 53.3 cm x 13.5 cm (14.4 in x 21.0 in x 5.3 in)	10.4 kg (23 lb)
PWH-06P	36.6 cm x 53.3 cm x 13.5 cm (14.4 in x 21.0 in x 5.3 in)	10.4 kg (23 lb)
PWH-12P	36.6 cm x 82.6 cm x 13.5 cm (14.4 in x 32.5 in x 5.3 in)	10.9 kg (24 lb)

Part Number	Description	Units per Delivery
PWH-02P	Pretium® Wall-Mountable Housing (PWH), will hold two CCH connector panels or modules	1/1
PWH-04P	Pretium® Wall-Mountable Housing (PWH), will hold four CCH connector panels or modules	1/1
PWH-06P	Pretium® Wall-Mountable Housing (PWH), will hold six CCH connector panels or modules	1/1
PWH-12P	Pretium® Wall-Mountable Housing (PWH), will hold 12 CCH connector panels or modules	1/1

Pretium® Wall-Mountable Housings (PWH)

A LANscape® Pretium®
Solutions Product

Accessories

Part Number	Product Description	Units per Delivery	
PWH-STDOFF-BKT	Wall-Mountable Connector Housing Wall Stand-off Brackets for -04P, -06P and -12P; brackets provide a 1-in spacing from wall	1/1	
PWH-STDOFF-BKT-02P	Wall-Mountable Connector Housing Wall Stand-off Brackets for -02P; brackets provide a 1 in spacing from wall	1/1	
PWH-STRNRLF-KIT	Optional External Cable Strain-Relief Kit that utilizes Corning Cable Systems Universal CableClamp; includes bracket, mounting hardware, one strain-relief clamp and one multi-cable insert that will hold up to five cables less than 0.4 inches in diameter	1/1	
HDWR-LOCK-KIT	Lock Kit for front door of housing; contains one lock with two keys	1/1	
PWH-RJSR	Strain-Relief Bracket for PWH; holds up to three size 0 plugs (Plug & Play™ Universal Systems trunks)	1/1	

* Note: Connector panels and modules must be ordered separately.

Optional Splice Tray Holders

Part Number	Product Description	Units per Delivery	
PWH-SPLC-04-12P	PWH Splice Tray Holder for PWH-04P, PWH-06P, and PWH-12P. Accommodates (12) .2-in-thick (Type 2R) or (6) .4-in-thick (Type 4R) Reduced Length Trays	1/1	
PWH-SPLC-02P	Pretium® Wall-Mountable Housing (PWH) Accessory, Splice Tray Holder for PWH-02P, holds four 2R or two 4R splice trays	1/1	

** Splice trays and connector panels must be ordered separately.

Pretium® Wall-Mountable Housings (PWH)

A LANscape® Pretium®
Solutions Product

Slack Storage

Part Number	Product Description	Units per Delivery	
PWH-SSH-02-06P	Wall-Mountable Slack Storage Housing for PWH-02P, PWH-04P and PWH-06P; accommodates (4) 0.2-in-thick (Type 2R) or (2) 0.4-in-thick (Type 4R) reduced-length splice trays*	1/1	
PWH-SSH-12P	Wall-Mountable Slack Storage Housing for PWH-12P; accommodates (8) 0.2-in-thick (Type 2R and 2S) or (4) 0.4-in-thick (Type 4R and Type 4S) standard or reduced-length splice trays or (4) UST splice trays*	1/1	

** Splice trays and connector panels must be ordered separately.

Corning Cable Systems LLC • PO Box 489 • Hickory, NC 28603-0489 USA

800-743-2675 • FAX: 828-325-5060 • International: +1-828-901-5000 • www.corning.com/cablesystems

A complete listing of the trademarks of Corning Cable Systems is available at www.corning.com/cablesystems/trademarks.
Corning Cable Systems is ISO 9001 certified. © 2013 Corning Cable Systems. All rights reserved.