

Pretium® Connector Housings (PCH)

CORNING

Features and Benefits

Compatible with Plug & Play™ Systems modules
Designed to support Plug & Play Systems applications

Splice in the housing
Saves rack space and the cost of the second housing

Removable top (1U, 2U)
Maximizes ease of access

Transparent front door (04U and 02U)
Permits viewing while protecting installed patch cords

Large removable fiber guides in front
Effectively manage high patch cord densities

PCH-M3-01U features removable cover with air holes
Aids in cooling

Standards

RoHS	Free of hazardous substances according to RoHS 2002/95/EG
UL-Listed	United States and Canadian safety standards

Corning offers a variety of Pretium® connector housings designed for the LAN and data center environment. Mountable in 19- or 23-in (optional) equipment racks or cabinets, the housings provide easy, open access to connectors for cleaning, moves and additions or other changes.

The PCH-01U and PCH-02U have a removable latching top that slides forward to provide superior access to interior components after installation. These housings accept two and four Corning CCH connector panels or modules. The panels and modules are available in a wide variety of port counts and connector styles, with blank panels providing a finished look for unused positions.


The PCH-04U accepts 12 CCH connector panels or modules and contains an integral hinged horizontal jumper manager which provides additional capacity for jumper routing along the top of the housing.

The units include the patented universal cable clamp for cable strain-relief, and optional splicing accessories are available. The housings have rugged metal construction and are shipped with everything needed for installation.

The PCH-M3-01U housing is designed to maximize density and optimize ease-of-use in Plug & Play™ Universal Systems applications. It holds three CCH-style modules and utilizes the RJ-clip integration, holding six size zero plugs.



Pretium Connector Housings (PCH), PCH-01U and PCH-04U



Pretium Connector Housings (PCH), PCH-M3-01U

Pretium® Connector Housings (PCH)

CORNING

Ordering Information





Part Number	Number of Panels per Housing	Splice Tray Options	Dimensions (W x D x H)	Shipping Weight
PCH-01U	2	4 category 2R, 2 category 4R	432 mm x 406 mm x 44.45 mm (17 in x 16 in x 1.75 in)	5 kg (11 lb)
PCH-02U	4	6 category, 2R, 2S, 2S-Long, 3 category 4R, 4S, 4S-Wide	431.8 mm x 419.1 mm x 88.9 mm (17 in x 16.5 in x 3.5 in)	5.7 kg (12.6 lb)
PCH-04U	12	Splice trays can be used with optional PC4-GOV-SPLC or PC4-SPLC-12SR splice tray holder.	431.8 mm x 406.4 mm x 177.8 mm (17 in x 16 in x 7 in)	7.5 kg (16.5 lb)
PCH-M3-01U	3	-	426.72 mm x 323.85 mm x 44.45 mm (16.8 in x 12.75 in x 1.75 in)	1.75 kg (3.85 lb)

Part Number	Description	Units per Delivery
PCH-01U	Pretium® Connector Housing, 1 rack unit, holds two CCH connector panels	1/1
PCH-02U	Pretium® Connector Housing, 2 rack units, holds four CCH connector panels	1/1
PCH-04U	Pretium® Connector Housing, 4 rack units, holds 12 CCH connector panels	1/1
PCH-M3-01U	Pretium® 3-Module Housing, 1 rack unit, holds three CCH Plug & Play™ reduced-depth modules	1/1

Pretium® Connector Housings (PCH)

CORNING

Pretium Connector Housings Accessories

Part Number	Product Description	Units per Delivery	
PC1-SPLC-04R	Splice Tray Bracket for PCH-01U; accepts up to (4) 0.2 in Category 2R or (2) 0.4 in Category 4R reduced-length splice trays; includes slack storage spools	1/1	
PC2-SPLC-6SR	Splice Tray Bracket for PCH-02U; accepts up to (6) 0.2 in Category 2S, Category 2S long or Category 2R splice trays; or accepts up to (3) 0.4 in Category 4S or Category 4R splice trays	1/1	
PC4-SPLC-12SR	Splice Tray Bracket for PCH-04U; accepts up to (12) 0.2 in Category 2S or (7) 0.4 in Category 4S standard length splice trays; or accepts up to (12) 0.2 in Category 2R or (7) 0.4 in Category 4R splice trays; works with cable entry from the left-hand side only	1/1	
PC4-GOV-SPLC	Splice Tray Bracket for PCH-04U; accepts up to (12) 0.2 in Category 2S or (6) 0.4 in Category 4S standard length splice trays; or accepts up to (12) 0.2 in Category 2R or (6) 0.4 in Category 4R splice trays; or accepts up to (12) .2 in Category 2S Long or (6) 0.4 in Category 4S Wide	1/1	
PC1-STRN	PCH Strain-Relief Bracket; PCH-01U, accepts up to 2 UCC kits (UCC-001)	1/1	
PC2-STRN	PCH Strain-relief Bracket; PCH-02U accepts up to two UCC kits (UCC-001)	1/1	
PC4-STRN	PCH Strain-Relief Bracket; PCH-04U, accepts up to 2 UCC kits (UCC-001)	1/1	
UCC-001	Universal Cable Clamp, strain-relief kit, includes one cable clamp	1/1	
PC4-SLK	PCH Rear Slack Storage Bracket; installed in the rear of the housing for additional slack storage; 1 supplied with PCH-04U	1/1	

Pretium® Connector Housings (PCH)

CORNING

Pretium Connector Housings Accessories



Part Number	Product Description	Units per Delivery	
PC1-LOCK-KIT	Door Lock Kit; can be installed on the front and/or back door(s) of the PCH-01U; comes with one lock and two keys	1/1	
PC1-BKT-FLSH	PCH Flush-mount Brackets, PCH-01U (one set)	1/1	
PC1-BKT-23	Pretium EDGE® Extension and Flush-Mount Bracket for mounting 1U housings into 23-in racks or cabinets	1/1	
PC2-BKT-FLSH	PCH Flush-mount Brackets for PCH-02U (one set)	1/1	
PC2-BKT-23	Pretium EDGE® Extension and Flush-Mount Bracket for mounting 2U housings into 23-in racks or cabinets	1/1	
PC4-BKT-FLSH	PCH Flush-mount Brackets PCH-04U (one set)	1/1	
PC4-BKT-23	Pretium EDGE® Solutions Mounting Bracket for mounting 4U housings into 23-in racks or cabinets	1/1	
CJP-01U-P	Pretium® Jumper Management Panel 1U; provides jumper management in a 1.75-in rack space	1/1	
CJP-02U-P	Pretium® Jumper Management Panel 2U; provides jumper management in a 3.5-in rack space	1/1	

CORNING

Pretium® Connector Housings (PCH)

CORNING

Pretium Connector Housings Accessories

Part Number	Product Description	Units per Delivery	
PCH4-CLIP-L-JMPR-4	PCH-04U, Routing clips, 1x2, 4 pack	1/1	
PC4-SLK-D24	PCH-04U Accessory Unit attached to the rear of the housing providing fiber cable storage in 24 circular cassettes	1/1	
PC4-SIDE-PLT	PCH-04U Front Metal Plates and Grommets to enclose the front of the housing; includes 5 sets of plates (right and left)	5/1	
HDWR-LOCK-KIT	Lock Kit for front door of housing; contains one lock with two keys	1/1	



Corning Optical Communications LLC • PO Box 489 • Hickory, NC 28603-0489 USA

800-743-2675 • FAX: 828-325-5060 • International: +1-828-901-5000 • www.corning.com/opcomm

A complete listing of the trademarks of Corning Optical Communications is available at www.corning.com/opcomm/trademarks. All other trademarks are the properties of their respective owners. Corning Optical Communications is ISO 9001 certified.

© 2015 Corning Optical Communications. All rights reserved.

CORNING