

Industrial LSZH™ Indoor/Outdoor, Tray-Rated, Gel-Free, Single-Jacket Cables, 12-288 Fibers



Features and Benefits

Low-smoke, zero-halogen sheath
Key life-safety benefit

Meets cyclic impact and chemical resistance test
Superior performance

Common installations
Outdoor aerial and duct; indoor general purpose horizontal according to NEC Article 770

Standards

Listings	National Electrical Code® (NEC®) OFN-LS, Sunlight Resistant (SUN RES); IEEE-1202 flame test; IEC 60332-3, IEC 60754-2, IEC 61034; MSHA 30 CFR Part 7-K, Section 7.408
----------	---


Design and Test Criteria	ANSI/ICEA S-104-696; UL 13; UL 444; UL 1277; UL 1685; CSA C22.2 No. 230 and No. 232; CSA OFC (FT-4-S1)
--------------------------	--

Corning Industrial LSZH™ fiber optic cables are designed for industrial building backbones and harsh environments atypical of traditional datacom systems. Based on proven stranded loose tube cable designs, these industrial cables are flame-retardant and have been tested to meet mechanical/environmental conditions exceeding the requirements set for traditional datacom cables. The 250 µm color-coded individual fibers offer quick and easy identification during installation.

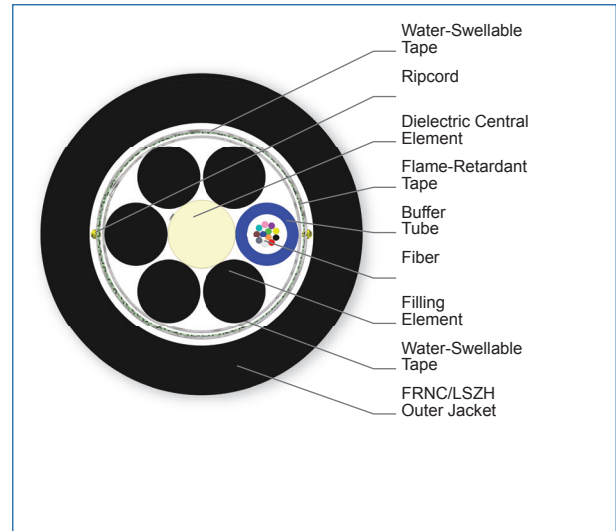
Corning Industrial LSZH™ cables provide life-safety benefits for industrial applications through the cables' construction. Many traditional data communication cables contain halogens in the jacket compound, which pose little risk in the controlled and protected environment of typical building air spaces, such as behind walls, under floors and in conduit. However, cables deployed in industrial applications, particularly on the plant floor, are typically exposed to greater risk of fire, extreme temperatures or chemical exposure. This often makes halogen cables inappropriate for industrial environments.

Corning Industrial LSZH™ cables eliminate these risks in the event of a fire in the industrial environment. In addition, the LSZH compound does not drip when superheated; the material burns to ash, eliminating the onset of secondary fires.

When cables containing halogens ignite, they emit highly reactive gases that can be harmful if inhaled. When halogens combine with water, acids are formed. These acids damage both living tissue and inorganic materials,



Industrial LSZH Loose Tube, Gel-Free, Double-Jacket Cables, 12 Fibers | Photo PIM0708



Industrial LSZH Loose Tube, Gel-Free, Double-Jacket Cables, 12 Fibers | Photo PIM1607


Industrial LSZH™ Indoor/Outdoor, Tray-Rated, Gel-Free, Single-Jacket Cables, 12-288 Fibers



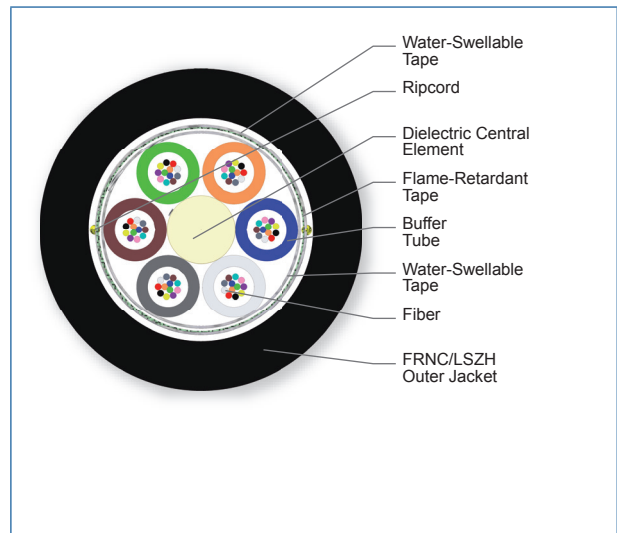
such as metal and electronic equipment. Corning industrial LSZH cables eliminate these risks in the event of a fire in the industrial environment. In addition, the LSZH compound does not drip when superheated; the material burns to ash, eliminating the onset of secondary fires.

Note: This cable is available in 12 different jacket colors

– blue, orange, green, brown, slate, white, red, black, yellow, violet, rose and aqua. The colored jacket allows for easy visual identification of the cables while still providing all of the required environmental protection of an indoor/outdoor cable jacket. Black is the standard jacket color using the part numbers shown here. Contact Customer Care at 1-800-743-2675 to order other color options.



Industrial LSZH Loose Tube, Gel-Free, Double-Jacket Cables, 72 Fibers | Photo PIM0713



Industrial LSZH Loose Tube, Gel-Free, Double-Jacket Cables, 72 Fibers | Photo PIM1612

Specifications

Temperature Range	
Storage	-40 °C to 70 °C (-40 °F to 158 °F)
Installation	-30 °C to 60 °C (-22 °F to 140 °F)
Operation	-40 °C to 70 °C (-40 °F to 158 °F)

** Note: Corning recommends storing indoor/outdoor cable in a proper temperature environment prior to installation to allow the cable temperature to meet installation temperature range specifications for best installation results.*

Mechanical Characteristics Cable	
Max. Tensile Strength, Short-Term	2700 N (600 lbf)
Max. Tensile Strength, Long-Term	810 N (180 lbf)

Industrial LSZH™ Indoor/Outdoor, Tray-Rated, Gel-Free, Single-Jacket Cables, 12-288 Fibers

CORNING

Fiber Count	Buffer Tube Diameter	Nominal Outer Diameter	Min. Bend Radius Installation	Min. Bend Radius Operation	Weight
12 - 72	2.5 mm (0.1 in)	12.8 mm (0.50 in)	192 mm (7.6 in)	128 mm (5.0 in)	152 kg/km (102 lb/1000 ft)
96	2.5 mm (0.1 in)	15.7 mm (0.62 in)	235 mm (9.3 in)	157 mm (6.2 in)	231 kg/km (155 lb/1000 ft)
144	2.5 mm (0.1 in)	19.3 mm (0.76 in)	290 mm (11.4 in)	193 mm (7.6 in)	331 kg/km (222 lb/1000 ft)
192	2.5 mm (0.1 in)	18.3 mm (0.72 in)	275 mm (10.8 in)	183 mm (7.2 in)	259 kg/km (174 lb/1000 ft)
216	2.5 mm (0.1 in)	18.6 mm (0.73 in)	279 mm (11.0 in)	186 mm (7.3 in)	287 kg/km (193 lb/1000 ft)
288	2.5 mm (0.1 in)	21.7 mm (0.86 in)	326 mm (12.8 in)	217 mm (8.6 in)	401 kg/km (269 lb/1000 ft)

Chemical Characteristics

RoHS	Free of hazardous substances according to RoHS 2002/95/EG
------	---

Transmission Performance

Multimode					
Fiber Core Diameter (µm)	62.5	50	50	50	50
Fiber Category	OM1	OM2	OM3	OM4	OM4 Extended Distance
Fiber Code	K	T	T	T	T
Performance Option Code	30	31	80	90	91
Wavelengths (nm)	850/1300	850/1300	850/1300	850/1300	850/1300
Maximum Attenuation (dB/km)	3.4/1.0	3.0/1.0	3.0/1.0	3.0/1.0	3.0/1.0
Serial 1 Gigabit Ethernet (m)	300/550	750/500	1000/600	1100/600	1100/600
Serial 10 Gigabit Ethernet (m)	33/-	150/-	300/-	550/-	600/-
Min. Overfilled Launch (OFL) Bandwidth (MHz*km)	200/500	700/500	1500/500	3500/500	3500/500
Minimum Effective Modal Bandwidth (EMB) (MHz*km)	220/-	950/-	2000/-	4700/-	5350/-

* ITU-T G.652 D compliant.

* Meets 0.75 ns optical skew when used in all Corning Plug and Play™/EDGE™ systems solutions.

* Assumes 1.0 dB maximum total connector/splice loss.

* Assumes 0.7 dB maximum total connector/splice loss.

Notes: 1) Improved attenuation and bandwidth options available.

2) Bend-insensitive single-mode fibers available on request.

3) 50 µm multimode fiber macrobend loss ≤ 0.2 dB at 850 nm for two turns around 7.5 mm radius mandrel.

4) Contact a Corning Customer Care Representative for additional information.

CORNING

Industrial LSZH™ Indoor/Outdoor, Tray-Rated, Gel-Free, Single-Jacket Cables, 12-288 Fibers



Single-mode		
Fiber Name	Single-mode (OS2)	SMF-28® Ultra fiber
Fiber Category	G.652.D	G.657.A1
Fiber Code	E	Z
Performance Option Code	01	01
Wavelengths (nm)	1310/1383/1550	1310/1383/1550
Maximum Attenuation (dB/km)	0.4/0.4/0.3	0.4/0.4/0.3
Typical Attenuation* (dB/km)	-	0.33/0.33/0.19

* For more information on typical attenuation please see the Corning whitepaper at http://csmedia.corning.com/opcomm//Resource_Documents/whitepapers_r//LAN-1863-AEN.pdf

Ordering Information | Note: Contact Customer Care at 1-800-743-2675 for other options.



1 Select fiber count.
Standard offerings:
012 - 288
Increments of 12

2 Select fiber code.
K = 62.5 μm multimode (OM1)
T = 50 μm multimode,
(OM2/OM3/OM4)
E = Single-mode (OS2)
SMF-28e+®
Z = Single-mode (OS2)
SMF-28® ULTRA

3 Defines cable type.
U = Gel-free cable

4 Defines outer jacket.
Z = LSZH™ Single-Jacket
Cable

5 Defines fiber placement.
T = 12 fibers/buffer tube
(standard)

6 Defines length markings.
4 = Markings in ft (standard)

7 Defines tensile strength.
1 = 2700 N/600 lb (standard)

8 Select performance option code.
30 = 62.5 μm multimode (OM1)
31 = 50 μm multimode (OM2)
80 = 50 μm multimode (OM3)
90 = 50 μm multimode (OM4)
01 = Single-mode (OS2)
(Max. attenuation 0.4/0.4/0.3 dB/km)

9 Defines cable type.
D = Gel-free cable

10 Defines special manufacturing code.
2N = Tray-rated industrial

Industrial LSZH™ Indoor/Outdoor, Tray-Rated, Gel-Free, Single-Jacket Cables, 12-288 Fibers

The CORNING logo is a blue square with the word "CORNING" in white, uppercase, sans-serif font centered inside.

Notes



Corning Optical Communications LLC • 4200 Corning Place • Charlotte, NC 28216 United States
800-743-2675 • FAX: 828-325-5060 • International: +1-828-901-5000 • www.corning.com/opcomm

A complete listing of the trademarks of Corning Optical Communications is available at www.corning.com/opcomm/trademarks.
All other trademarks are the properties of their respective owners. Corning Optical Communications is ISO 9001 certified.
© 2020 Corning Optical Communications. All rights reserved.

The CORNING logo is the word "CORNING" in a large, black, uppercase, sans-serif font.