








CORNING

# Decision Matrix

## Data Center Solutions

Corning offers a broad range of frame and cabinet solutions for any data center application. This diverse portfolio includes the Four-Post Rack which allows for maximum flexibility, the Centrix™ Frame and Centrix ODF which allow for on-frame splicing and pigtailed and stubbed cassette options, the EDGE™ ODF which provides seamless integration with the EDGE platform, and the Corning Configured Racks which enable fast deployment speeds.

CORNING	Four-Post Rack	Centrix™ Frame	Centrix Optical Distribution Frame	EDGE™ Optical Distribution Frame	Corning Configured Racks (CCR)
					
Quick Facts	Enables maximum flexibility with modular approach and 3,000-lbs load rating	Ease of use and on-frame splicing for both low- and high-density applications	Ease of use and on-frame splicing with shallow depth, front-access, and doors	Optimized for high-density, cross-connect, and EDGE integration	Deploy configured racks at scale and speed
Dimensions (H x W x D)	84 x 20 x 36 in*	84 x 30 x 24 in	84 x 35 x 12 in	86 x 35 x 26 in	84 x 20 x 36 in*
Port Capacity in 7-ft Frame	3,168 LC Duplex 3,168 MTP*	4,320 LC Simplex 2,880 SC Simplex	4,320 LC Simplex 2,880 SC Simplex	3,168 LC Duplex 3,168 MTP	3,168 LC Duplex 3,168 MTP
Rack Units in 7-ft Frame	45	40	40	44	45
Access	Front, Rear	Front, Rear	Front	Front, Rear	Front, Rear
Jumper Management	Vertical managers	Single length patch cord; top, bottom, and rear jumper troughs	Single length patch cord; routing hubs	Single length patch cord; bottom jumper routing trough	Vertical managers with removable doors
Doors			√	√	
Door Specs			Non-removable twin doors	Non-removable twin doors	
Connectivity Options	Cassette-based Splicing; patching, preterm solutions	Cassette-based Splicing; patching, preterm solutions	Cassette-based Splicing; patching, preterm solutions	Cassette-based Splicing; patching, preterm solutions	Cassette-based Splicing; patching, preterm solutions
Modularity	Various housings can be populated over time as connectivity requirements increase, but the frames already have integrated cable and jumper management				
Cable Management/ Strain-Relief	√	√	√	√	√
Deployment Flexibility	Various 19-inch housings can be installed	Centrix 15-inch housings can be installed	Centrix 15-inch housings can be installed	Various 19-inch housings can be installed	Various 19-inch housings can be installed
Circuit Identification/Labels	√	√	√	√	√
Jumper Routing	Jumper routing is facilitated by optional vertical cable manager and horizontal cable managers	Integrated jumper management and trough; supports in-row patching and patching within the frame	Integrated jumper management; supports in-row patching and patching within the frame	Integrated jumper management and trough; supports in-row patching and patching within the frame	Jumper routing is facilitated by optional vertical cable manager and horizontal cable managers

\*Additional frame dimensions are available