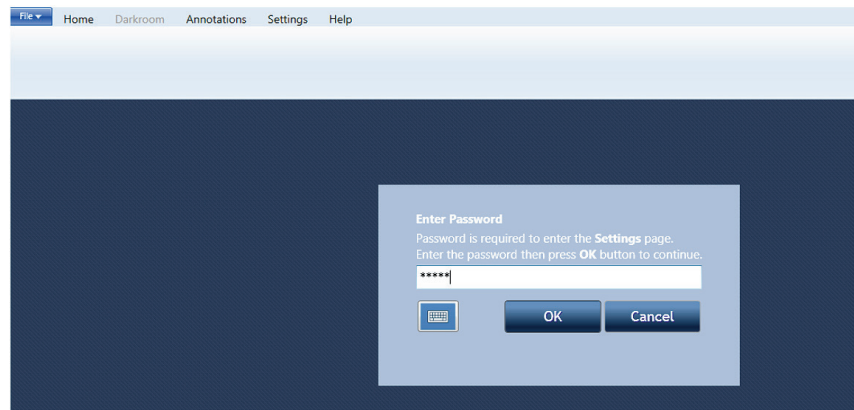


Axygen® Gel Documentation System White Light Conversion Screen

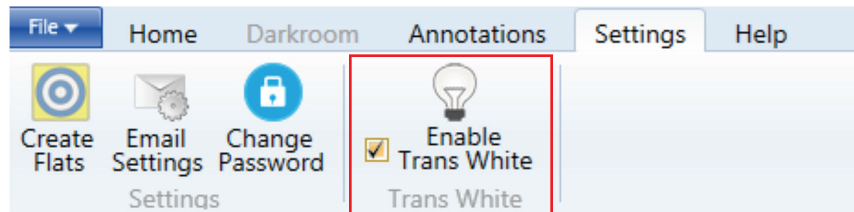
Installation Guide



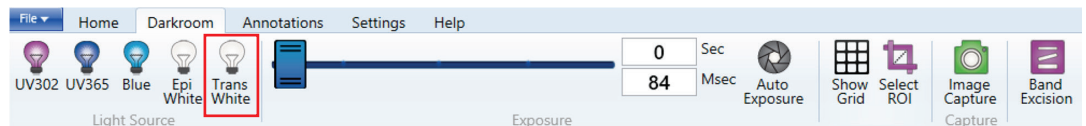
1. Remove the **White Light Conversion Screen** from its package.
2. Launch the Axygen Imaging software. Click on the **Settings** tab.
3. Type in “admin” as the password to access the **Settings** tab.




4. Check the box next to **Enable White Light Conversion Screen**.



5. Go to the **Darkroom** tab and make sure the option to use **White Light Conversion Screen** is available. If not, restart the software.



6. Place the **White Light Conversion Screen** on the Axygen® Gel Documentation System's **UV Transilluminator** with the white side facing up. Place your sample in the middle of the **White Light Conversion Screen**, and close the system's door.



7. After you place your sample on the white light table, Click on **Darkroom** tab and capture your image using the **Trans White** light source.
8. When you are finished imaging, place the **White Light Conversion Screen** into the holder of the Axygen Gel Documentation System's front door with the white side facing out for future use.



Care Instructions

- Do not use dish soap to clean the White Light Conversion Screen. Dish soap will fluoresce. Instead, use a dilute mild alcohol (10%) solution.
- Use a mild alcohol when creating a dilute alcohol solution such as isopropyl. Ethanol, methanol, or other harsher alcohols may stain or cause the White Light Conversion Screen to fade.

For additional Axygen product or distributor information, e-mail us at CLSCustServ@corning.com, visit www.corning.com/lifesciences, or call 1.800.492.1110. Outside the United States, call 978.442.2200.

For Axygen technical information, e-mail us at AxgSupport@corning.com or call 1.800.429.9436. Outside the United States, call 510.494.8900.

Corning Incorporated Life Sciences

836 North St.
Building 300, Suite 3401
Tewksbury, MA 01876
t 800.492.1110
t 978.442.2200
f 978.442.2476

www.corning.com/lifesciences

CORNING | **FALCON** | **AXYGEN** | **GOSELIN** | **PYREX**

For a listing of trademarks, visit www.corning.com/clstrademarks.
The PCR process is covered by patents owned by Roche Molecular Systems, Inc., and F. Hoffman-La Roche, Ltd.
All other trademarks are the property of their respective owners.