

# Corning® X-LAB® System for Closed, Sterile PBMC Recovery

## Application Note

Hilary Sherman and John Shyu  
Corning Incorporated, Life Sciences  
Kennebunk, ME USA

CORNING

### Introduction

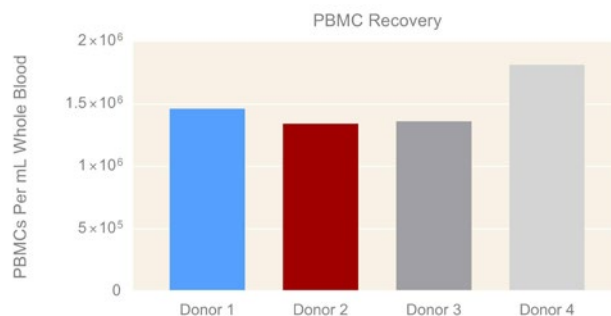
Research and therapies involving the human immune system rely heavily on peripheral blood mononuclear cells (PBMCs) isolated from whole blood sources. Typical methods of PBMC isolation involve density gradient centrifugation or expensive, fully automated systems. Although density gradient centrifugation is often employed, the process is labor-intensive, has lower sample volume capacity, and is not easily adaptable to closed or automated systems. The Corning X-LAB system is designed to isolate and harvest PBMCs from blood and blood products in a closed, sterile device that is automation-friendly. Here we demonstrate high recovery and purity of PBMCs from 240 mL of whole blood from multiple donors using the Corning X-LAB system. Our results show that the X-LAB system can deplete more than 99% of red blood cells and 80% of platelets.

### Materials and Methods

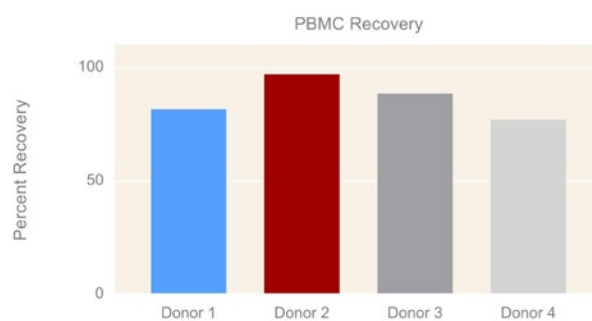
Fresh, whole blood containing Anticoagulant Citrate Dextrose Solution A from healthy donors was provided by AllCells. Upon arrival, the blood was placed on a Corning LSE™ platform rocker (Corning Cat. No. 6703) for at least 1 hour. Once the blood reached room temperature (25°C), 240 mL was transferred to a Corning X-LAB disposable cartridge (Corning Cat. No. 6924). A 500 µL sample was removed to be counted on the Beckman Coulter DxH 520 hematology analyzer for reference. The system was centrifuged using a Thermo Scientific Sorvall™ Legend™ X1 centrifuge. After processing, PBMCs were harvested from the X-LAB disposable cartridge with a 5 mL syringe followed by a 2 mL phosphate buffer saline (PBS) wash. Recovered PBMC volume in harvest chamber was then measured and cells were counted.

### Results and Discussion

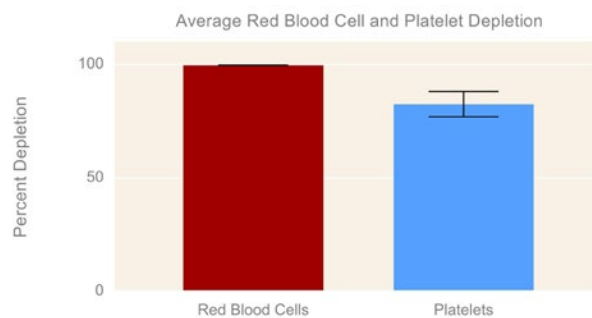
Figure 1 shows that recovery of PBMCs using the X-LAB system was at the high end of what is typically recovered from density gradient centrifugation. Typical PBMC yields from density gradient centrifugation are between 0.5 to  $2 \times 10^6$  cells per milliliter of whole blood<sup>1</sup>. Comparing PBMC occurrence in whole blood to PBMCs after isolation, shows high recovery from 4 donors (Figure 2). In addition to high PBMC recovery, it is also important to have minimal contamination from red blood cells (RBCs) and platelets. Average percent depletion of RBCs was 99.6% and 82.5% for platelets (Figure 3).



**Figure 1. PBMC recovery from 4 separate donors.** PBMC recovery from 240 mL of whole blood using Corning X-LAB system.



**Figure 2. High PBMC percent recovery.** PBMC percent recovery from 240 mL of whole blood using Corning X-LAB system.



**Figure 3. High RBC and platelet depletion.** Average red blood cell and platelet depletion from 240 mL of whole blood. Data is average from 4 donors with standard deviations. N=4.

## Conclusions

With continuous interest in immune therapy, more efficient tools for PBMC isolation will become more critical. Ideally, these tools need to keep the process as sterile as possible through closed systems and automation capabilities to reduce variability.

## References

1. Bittersohl H and Steimer W. Intracellular concentrations of immunosuppressants. Personalized immunosuppression in transplantation. Elsevier (2016) 199-226.

For more specific information on claims, visit [www.corning.com/certificates](http://www.corning.com/certificates).

**Warranty/Disclaimer:** Unless otherwise specified, these products are US class I medical devices and medical device accessories, as general purpose laboratory equipment labeled or promoted for a specific medical use. These products are not intended to mitigate the presence of microorganisms on surfaces or in the environment, where such organisms can be deleterious to humans or the environment. Corning does not make or support any further claim for these products nor does it conduct any further testing to support any other intended use for the product indicated above. Should you decide that you want to use the product for any intended use other than that made by Corning then you accept that Corning does not make or support that claim and that you as the user are responsible for any testing, validation, and/or regulatory submissions that may be required to support the safety and efficacy of your intended application.

# CORNING

Corning Incorporated  
Life Sciences

[www.corning.com/lifesciences](http://www.corning.com/lifesciences)

### NORTH AMERICA

t 800.492.1110  
t 978.442.2200

### ASIA/PACIFIC

Australia/New Zealand  
t 61 427286832

Chinese Mainland  
t 86 21 3338 4338

### India

t 91 124 4604000

### Japan

t 81 3-3586 1996

### Korea

t 82 2-796-9500

### Singapore

t 65 6572-9740

### Taiwan

t 886 2-2716-0338

### EUROPE

CSEurope@corning.com

### France

t 0800 916 882

### Germany

t 0800 101 1153

### The Netherlands

t 020 655 79 28

### United Kingdom

t 0800 376 8660

### All Other European Countries

t +31 (0) 206 59 60 51

### LATIN AMERICA

grupoLA@corning.com

### Brazil

t 55 (11) 3089-7400

### Mexico

t (52-81) 8158-8400