

# Efficient Expansion of HEK-293 Suspension Cell Cultures in Corning® 5L Erlenmeyer Flasks

CORNING

## Application Note

Yifan Zhang, Xuebin Wang, and Jian Liu  
Corning Incorporated  
Corning Life Sciences Asia Technology Center  
Shanghai, China

### Introduction

HEK-293F is a variant of the HEK-293 cell line that has been adapted for suspension growth. As the HEK-293F expression system permits the transfection of large volumes of cells, demonstrates high transfection efficiencies, and eliminates the need for changing media, many laboratories use this suspension cell culture system for generating large amounts of mammalian recombinant proteins.

In this study, we assessed the performance of Corning 5L Erlenmeyer flasks with different media fill volumes on the growth of HEK-293F cells. Three different working culture volumes were tested for each flask type (2.5L, 3L, 3.5L). We also performed a benchmark study using HEK-293F cells to compare the cell yields and viabilities of culture conditions in Corning 5L Erlenmeyer flasks and a Competitor baffled bottom 5L Erlenmeyer flask.

Corning disposable Erlenmeyer flasks are ideal for the storage and applications of shaker cultures. The Corning 5L Erlenmeyer flask features a large vent cap that enables the scale-up of suspension cell cultures by providing continuous gas exchange while ensuring sterility and preventing leaks. Corning 5L Erlenmeyer flasks are also space-efficient and provide an ideal choice for culturing large quantities of cells. These flasks are available in PC or PETG with plain bottom or baffled bottom designs, thus offering different choices according to specific cell lines.

### Materials and Methods

#### Cell culture conditions

FreeStyle™ 293-F cells (Thermo Fisher Cat. No. R79007) were acclimated to suspension culture in defined, serum-free FreeStyle 293 expression medium (Thermo Fisher Cat. No. 12338026), as recommended. The cells were cryopreserved in a vial containing 1 mL of cells at a density of  $1 \times 10^7$  viable cells/mL in 90% FreeStyle 293 expression medium and 10% DMSO and stored in liquid nitrogen until further use. The cryogenic vial of cells was removed from the liquid nitrogen and thawed quickly in a water bath at 37°C. The contents of the cryogenic vial were transferred into a 125 mL Corning Erlenmeyer flask (Corning Cat. No. 431143) and supplemented with 19 mL of pre-warmed FreeStyle 293 expression medium. The cells were incubated in a 37°C shaker incubator containing a humidified atmosphere of 8% CO<sub>2</sub> in air, with agitation at 110 rpm.

#### Cell Expansion

For the general maintenance of HEK-293F cells, the cells were passaged at a seeding density of  $5 \times 10^5$  cells/mL when they reached a density of approximately  $2 \times 10^6$  viable cells/mL (generally every 3 to 4 days). Log-phase cultures should be >90% viable. The trypan blue exclusion assay was used to determine cell viability. The cells were sequentially passaged at a seeding density of  $2 \times 10^5$  cells/mL from a Corning 125 mL Erlenmeyer flask (Corning Cat. No. 431143) to Corning 1L Erlenmeyer flasks (Corning Cat. No. 431147), and finally to Corning and Competitor 5L Erlenmeyer flasks.

A shaker incubator was used at an agitation speed of 90 rpm for cell culture in 125 mL and 1L Erlenmeyer flasks, and at an agitation speed of 110 rpm for cell culture in 5L Erlenmeyer flasks.

#### Benchmarking

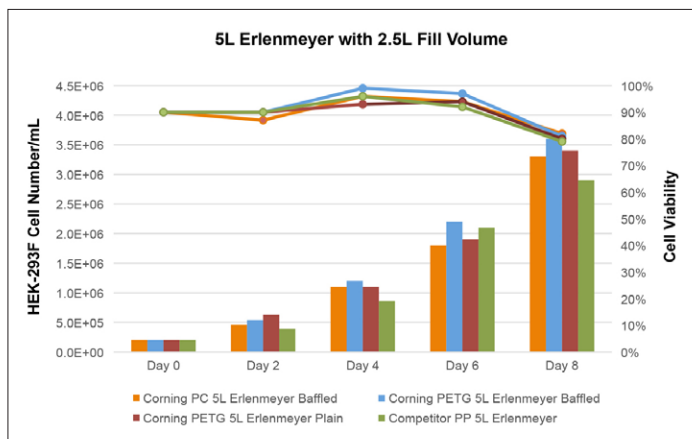
FreeStyle 293-F cells cultured in 5L Erlenmeyer flasks were finally seeded at a density of  $2 \times 10^5$  cells/mL into 4 different flasks: A Corning PC 5L baffled bottom Erlenmeyer flask (Corning Cat. No. 431684), a Corning PETG 5L baffled bottom Erlenmeyer flask (Corning Cat. No. 431285), a Corning PETG 5L plain Erlenmeyer flask (Corning Cat. No. 431284), and a Competitor PP 5L Erlenmeyer flask. Three different media fill volumes (2.5L, 3L, 3.5L) were tested. The cell densities and cell viabilities were measured every two days for eight days.

#### Results

As shown in Figure 1, when the 5L Erlenmeyer flasks were filled with a working volume of 2.5L of the culture medium, the performance of our Corning flasks and the Competitor flask was similar. Comparable growth rates and viabilities of HEK-293F cells were observed in all flasks, regardless of the four different growth conditions.

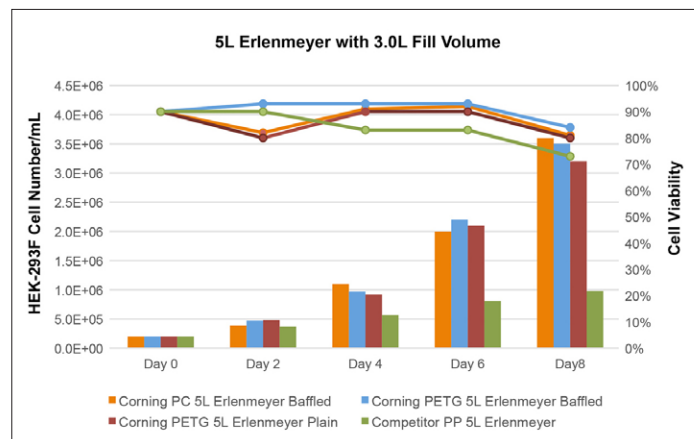
As shown in Figure 2, when the working volume was increased to 3L, the performance of the Corning 5L Erlenmeyer flasks is approximately the same as that of the working volume of 2.5L, regardless of the material and shape of the flasks. However, when the culture volume was 3L, the viable cell density and viability of the Competitor flask was lower than the Corning flasks. This observed difference in performance might be due to the Corning 5L flasks having a larger absolute total volume than the Competitor flask.

When the fill volume of the medium was increased to 3.5L, our results show there was no significant difference in the viable cell density and viability of HEK-293F cells when they were cultured at fill volumes of 2.5L and 3L (Figure 3). However, the performance of the Competitor's 5L Erlenmeyer flask at the 3.5L fill volume was not as efficient as that of the Corning® 5L Erlenmeyer flasks. This may be due to the absolute total volume of the Competitor 5L Erlenmeyer flask being less than that of the Corning 5L Erlenmeyer flasks, leading to poor gas exchange in the former.

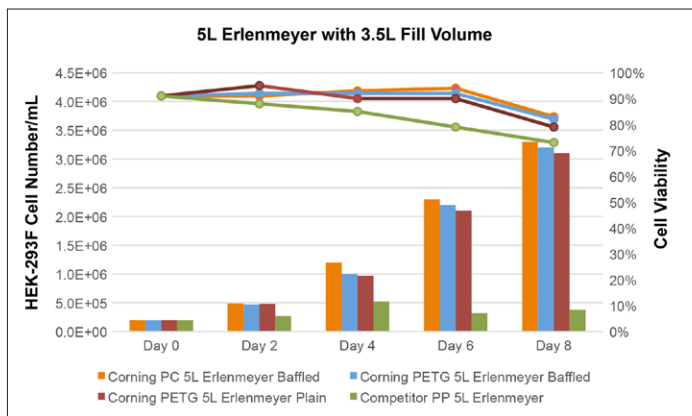


**Figure 1.** Viable cell density and viability of HEK-293F cells cultured in a Corning PC 5L Erlenmeyer flask (baffled), Corning PETG 5L Erlenmeyer flask (baffled), Corning PETG 5L Erlenmeyer flask (plain), and a Competitor PP 5L Erlenmeyer flask at a fill volume of 2.5L. The data were measured every 2 days for 8 consecutive days.

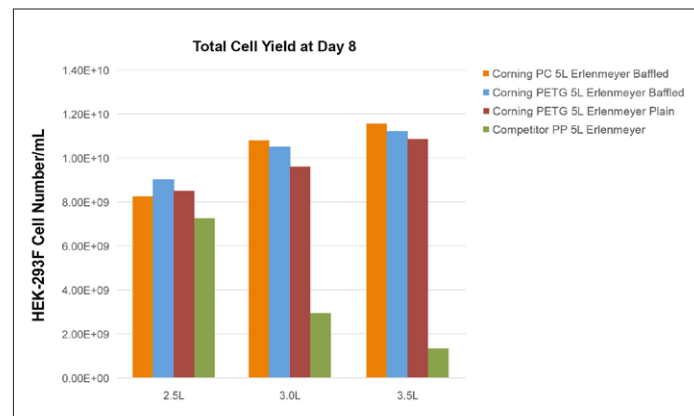
Since cell density and cell viability remain close when the fill volume of the medium was increased to 3.5L, we received more viable cell yield at 3.5L fill volume than 2.5L and 3L. We calculated total cell yield via multiplying density of viable cells by volume. Figure 4 shows the total cell yield of HEK-293F at day 8 with three different fill volumes. If the volume is increased from 2.5L to 3.5L, more cells can be achieved in Corning 5L Erlenmeyer flasks without decreasing the viability.



**Figure 2.** Viable cell density and viability of HEK-293F cells cultured in a Corning PC 5L Erlenmeyer flask (baffled), Corning PETG 5L Erlenmeyer flask (baffled), Corning PETG 5L Erlenmeyer flask (plain), and a Competitor PP 5L Erlenmeyer flask at a fill volume of 3L. The data were measured every 2 days for 8 consecutive days.



**Figure 3.** Viable cell density and viability of HEK-293F cells cultured in a Corning PC 5L Erlenmeyer flask (baffled), Corning PETG 5L Erlenmeyer flask (baffled), Corning PETG 5L Erlenmeyer flask (plain), and a Competitor PP 5L Erlenmeyer flask at a fill volume of 3.5L. The data were measured every 2 days for 8 consecutive days.



**Figure 4.** Total cell yield at day 8 in HEK-293F cells cultured in a Corning PC 5L Erlenmeyer flask (baffled), Corning PETG 5L Erlenmeyer flask (baffled), Corning PETG 5L Erlenmeyer flask (plain), Corning PETG 5L Erlenmeyer flask, and a Competitor PP 5L Erlenmeyer flask at three different fill volumes.

## Conclusions

- ▶ All three Corning® 5L Erlenmeyer flasks (Corning PC 5L baffled bottom, Corning PETG 5L baffled bottom, and Corning PETG 5L plain bottom) support the efficient growth and high viability of HEK-293F cells.
- ▶ Corning 5L Erlenmeyer flasks show approximately the same performance with regards to viable cell density and viability at different fill volumes (2.5L, 3L, 3.5L). Increasing the fill volume to 3.5L does not degrade the performance of these flasks.
- ▶ Comparable growth rates and viabilities of HEK-293F cells were observed among the Corning 5L Erlenmeyer flask and the Competitor 5L Erlenmeyer flasks when the fill volume of the medium was 2.5L. However, a significantly higher viable cell density was seen in the Corning 5L flasks than in the Competitor flask at culture volumes of 3L and 3.5L.
- ▶ As the volume can be increased from 2.5L to 3.5L while keeping the performance consistent, the total viable cell number/flask can be increased. This makes it possible to reduce the cost of consumables and labor for the scale-up of HEK-293F suspension cell culture systems and generate large amounts of recombinant proteins.

For more specific information on claims, visit the Certificates page at [www.corning.com/lifesciences](http://www.corning.com/lifesciences).

**Warranty/Disclaimer:** Unless otherwise specified, all products are for research use only. Not intended for use in diagnostic or therapeutic procedures. Corning Life Sciences makes no claims regarding the performance of these products for clinical or diagnostic applications.

# CORNING

## Corning Incorporated Life Sciences

836 North St.  
Building 300, Suite 3401  
Tewksbury, MA 01876  
t 800.492.1110  
t 978.442.2200  
f 978.442.2476

[www.corning.com/lifesciences](http://www.corning.com/lifesciences)

### ASIA/PACIFIC

**Australia/New Zealand**  
t 61 427286832

**China**  
t 86 21 3338 4338  
f 86 21 3338 4300

**India**  
t 91 124 4604000  
f 91 124 4604099

### Japan

t 81 3-3586 1996  
f 81 3-3586 1291

### Korea

t 82 2-796-9500  
f 82 2-796-9300

### Singapore

t 65 6572-9740  
f 65 6861-2913

### Taiwan

t 886 2-2716-0338  
f 886 2-2516-7500

### EUROPE

CEurope@corning.com

### France

t 0800 916 882  
f 0800 918 636

### Germany

t 0800 101 1153  
f 0800 101 2427

### The Netherlands

t 020 655 79 28  
f 020 659 76 73

### United Kingdom

t 0800 376 8660  
f 0800 279 1117

### All Other European Countries

t +31 (0) 206 59 60 51  
f +31 (0) 206 59 76 73

### LATIN AMERICA

grupoLA@corning.com

### Brasil

t 55 (11) 3089-7400

### Mexico

t (52-81) 8158-8400

For additional product or technical information, visit [www.corning.com/lifesciences](http://www.corning.com/lifesciences) or call 800.492.1110. Outside the United States, call +1.978.442.2200 or contact your local Corning sales office.