



Large-Scale Suspension Cell Growth and Secreted Product Yields Using the Corning® HYPERFlask™ Cell Culture Vessel



Kerry Spillane
Todd Upton, Ph.D.
Corning Incorporated
Life Sciences

Abstract

The Corning HYPERFlask cell culture vessel was developed to meet increased needs for larger amounts of cells and secreted products such as antibodies by the pharmaceutical industry. With the same overall dimensions as the standard T175 flask, the HYPERFlask vessel is comprised of ten individual gas permeable layers, which allow for approximately ten times the total growth surface of a T175. As previously shown (see *A Novel Flask Design for High Density Cell Culture*), this increased growth area translates to ten times the total cell yield for adherent cell lines. We show here that similar yields are also achieved with both serum-free and serum-dependent suspension cell lines. Growth comparisons of CHO-S and MH-677 cells in the HYPERFlask vessel relative to a standard T175 flask showed no difference in cell density or viability. Further, the production of monoclonal antibodies (mouse IgG2a) by hybridoma cells was equivalent, per cm² of growth surface, in both flasks, resulting in a 10-fold greater yield of cells from the HYPERFlask vessel.

Materials and Methods

CHO-S cells (Gibco Cat. No. 11619-012) cultured in serum-free CD-CHO medium (Gibco Cat. No. 10743029) supplemented with 20 mM L-Glutamine and 1X hypoxanthine thymidine solution (Mediatech Cat No. EF8104N) were seeded into T175 (Corning Cat. No. 431306) and HYPERFlask vessels (Corning Cat. No. 10010) at a density of 2.5×10^5 cells/mL and volume of 0.326 mL/cm². The vessels were placed in a humidified incubator at 37°C with 5% CO₂ for 96 hours. Cell suspensions were collected and counted with a Z2 series particle counter (Beckman Coulter). Each experiment was performed in triplicate and replicated a total of three times.

For antibody production studies, hybridoma cells were seeded into T175 flasks and HYPERFlask vessels at a density of 5×10^4 cells/mL and volume of 0.326 mL/cm² in IMDM

(Mediatech Cat. No. 10-016-CV) supplemented with 10% fetal bovine solution (FBS; Mediatech Cat. No. 35-010-CV). The vessels were incubated at 37°C and 5% CO₂ for 96 hours. One milliliter samples from each flask were collected and counted every 24 hours. Cell viability was also determined with a Nova BioProfile Flex via trypan blue exclusion. At the end of the 96-hour growth period, an additional sample was taken from each flask and centrifuged at 270 RCF for 7 minutes. The supernatant was collected and used to determine antibody production following the Alpha Diagnostic International ELISA kit protocol (Cat. No. 6340). The experiment was replicated a total of three times, each performed in triplicate.

Results

The CHO-S cell line is a commercially available serum-free adapted clone of CHO cells and was selected to demonstrate the performance of suspension cells in serum-free media in the HYPERFlask vessel. Results showed equivalent cell densities, resulting in a 10-fold greater yield of cells from the HYPERFlask vessel. (Figure 1, see reverse side). As a further example of suspension cell growth in the HYPERFlask vessel, hybridoma cells were seeded in T175 and HYPERFlask vessels, and cell density and viability were determined at 24-hour time points for 96 hours. Data showed equal growth rates for each vessel (Figure 2), with average viability greater than 95% for both (data not shown). As a hybridoma cell line engineered for the production of monoclonal antibodies, these cells serve as a model for relative secretory production. ELISA quantification of antibody production shows equal concentrations of mouse IgG2a per cm² generated in the HYPERFlask vessel compared to the T175 control (Figure 3). With ten times the total growth area of a T175, net IgG2a production in the HYPERFlask vessel was also tenfold (Figure 4).

CORNING

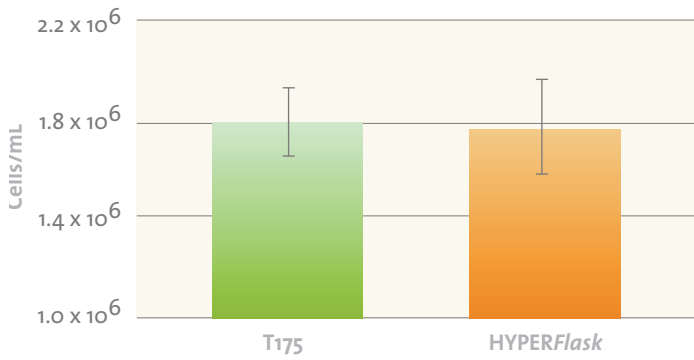


Figure 1. Total CHO-S cell concentration after 96 hours in T175 and HYPERFlask™ cell culture vessels. Data represent an average of three independent studies each done in triplicate (\pm S.E. indicated by error bars; $p > .05$).

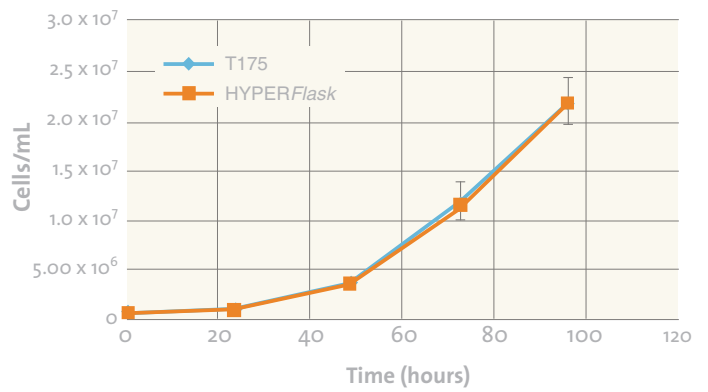


Figure 2. Average MH-677 cell density at 24-hour time points for 96 hours in T175 and HYPERFlask cell culture vessels. Data represent an average of three independent studies each done in triplicate (\pm S.E. indicated by error bars; $p > .05$).

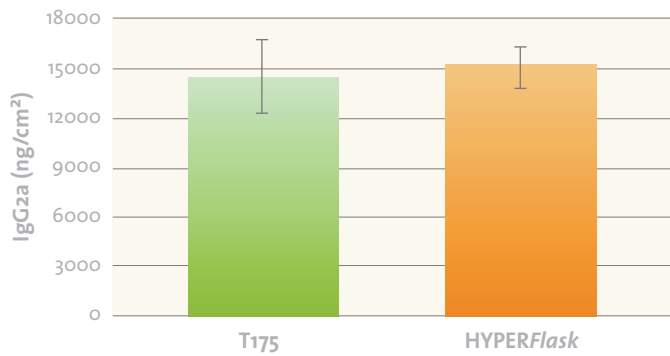


Figure 3. Average mouse IgG2a production/cm² after 96 hours. Data represent an average of three independent studies each done in triplicate (\pm S.E. indicated by error bars; $p > .05$).

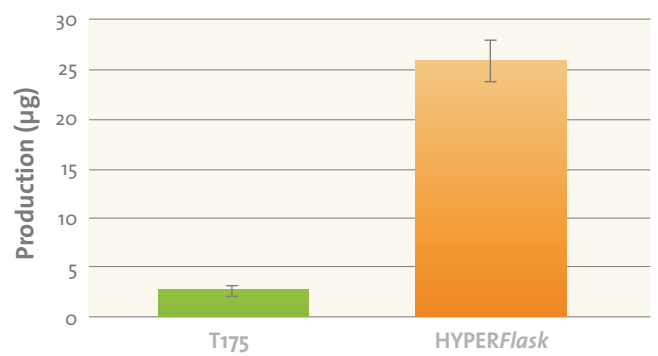


Figure 4. Total mouse IgG2a production after 96 hours in T175 and HYPERFlask cell culture vessels. Data represent an average of three independent studies each done in triplicate (\pm S.E. indicated by error bars).

Conclusions

- ▶ A single HYPERFlask vessel produces the same amount of suspension cells as 10 T175 flasks.
- ▶ A single HYPERFlask vessel produces the same amount of secreted product, i.e., antibody, as 10 T175 flasks.

- ▶ Suspension cells grown in HYPERFlask, with and without serum, have equivalent cell densities and viabilities as traditional T-flasks.
- ▶ Use of HYPERFlask vessels reduces handling ten fold to generate equivalent outputs of cells or secreted product as traditional T-flasks.

CORNING

Corning Incorporated Life Sciences

Tower 2, 4th Floor
900 Chelmsford St.
Lowell, MA 01851
t 800.492.1110
t 978.442.2200
f 978.442.2476

www.corning.com/lifesciences

Worldwide Support Offices

ASIA / PACIFIC

Australia
t 61 2-9416-0492
f 61 2-9416-0493

China
t 86 21-3222-4666
f 86 21-6288-1575

Hong Kong
t 852-2807-2723
f 852-2807-2152

India
t 91-124-235 7850
f 91-124-401 0207

Japan
t 81 (0) 3-3586
1996/1997
f 81 (0) 3-3586
1291/1292

Korea
t 82 2-796-9500
f 82 2-796-9300

Singapore
t 65 6733-6511
f 65 6861-2913

Taiwan
t 886 2-2716-0338
f 886 2-2716-0339

EUROPE

France
t 0800 916 882
f 0800 918 636

Germany
t 0800 101 1153
f 0800 101 2427

The Netherlands
t 31 20 655 79 28
f 31 20 659 76 73

United Kingdom
t 0800 376 8660
f 0800 279 1117

All Other European Countries

t 31 (0) 20 659 60 51
f 31 (0) 20 659 76 73

LATIN AMERICA

Brasil
t (55-11) 3089-7419
f (55-11) 3167-0700

Mexico
t (52-81) 8158-8400
f (52-81) 8313-8589