

# Corning® TransportoCells™ HEK293-derived ABC Transporter Vesicles

CORNING

ATP-binding cassette (ABC) transporters are an important piece of drug efflux and have a significant impact on drug pharmacokinetics, efficacy, and safety. BCRP and P-gp are two ABC transporters that current regulatory guidance has identified as important transporters to test for drug-drug interactions. Evidence identifying the importance of BSEP and MRP2 in drug-induced liver injury has prompted the regulatory agencies to expand the recommended evaluation of new molecular entities to include BSEP and MRP2 in the next revision. Efflux transporters are localized on the plasma membrane. This localization, combined with the physicochemical properties of substrates, have made inside-out membrane vesicles the standard for studying drug interactions with ABC transporters.

Commonly used membrane vesicles are made using Sf9 cells infected with baculovirus. The disadvantages associated with this system include: different membrane composition than mammalian cells, different protein post-translation modification leading to different function, and lack of consistency. Corning has developed Corning TransportoCells HEK293-derived ABC transporter vesicles, which are produced using a mammalian cell expression system.

Corning's HEK293-derived vesicles express more human-like transporter proteins within the human cellular membrane. These HEK membrane vesicles have demonstrated a significantly higher uptake activity and lower background as compared with insect cell-derived vesicles. The validated vesicle model could potentially improve *in vitro* to *in vivo* prediction because of the more *in vivo*-like recombinant proteins and membrane composition.

## Features and Benefits of Corning TransportoCells Vesicle Models

### Mammalian Cell Expression System

Corning TransportoCells Vesicle models contain more *in vivo*-like recombinant proteins and membrane composition, thus providing the potential for a better *in vitro* to *in vivo* correlation.



### Reliable and Robust

Corning TransportoCells Vesicles have been demonstrated to have a robust dynamic range with significantly higher uptake activity and lower background than insect cell expression systems.

The model has been fully validated for substrate specificity, transporter kinetics, and inhibition profiles to ensure data are consistent with existing vesicle models.

### Supports Regulatory Recommendations

Corning TransportoCells Vesicle models support the USFDA, EMA, and ITC recommendations for the identification of drug transporters and transporter drug-drug interaction studies critical in the development of new investigational drugs.

### Reduce Biosafety Concerns

Corning TransportoCells ABC vesicles have been engineered in HEK293 cells, without the need for baculovirus, thus eliminating the safety concerns.

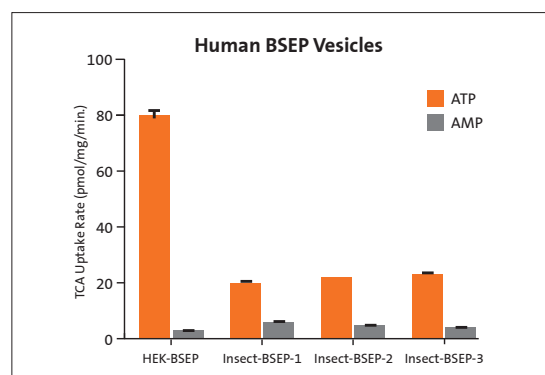
### Applications

- ▶ Drug transporter phenotyping
- ▶ Drug-drug interaction and toxicity studies
- ▶ Drug clearance prediction
- ▶ Mechanistic studies of drug transport

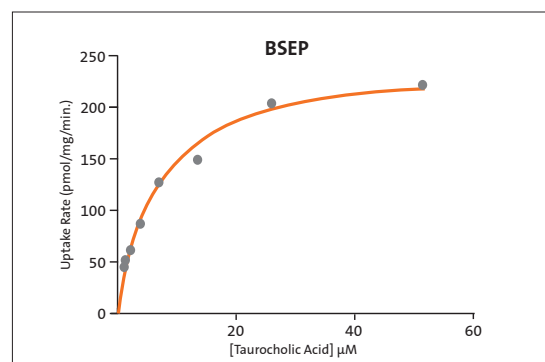
## Uptake Activity Performance

**Table 1. Summary of the performance of HEK293-derived ABC transporter vesicles.** Uptake activity of MDR1/P-gp, BSEP, MRP2, and BCRP vesicles in the presence of ATP or AMP were evaluated by incubating the vesicles with the listed prototypical substrates at the indicated concentration for the period of time within linear range. Uptake ratio is calculated by dividing uptake activity in the presence of ATP by activity in the presence of AMP.

Transporters	Probe Substrate	Probe Substrate Conc. ( $\mu\text{M}$ )	Incubation Time (min.)	Uptake with ATP (pmol/mg/min.)	Uptake with AMP (pmol/mg/min.)	Signal-to-Noise Ratio (S/N)
Human MDR1/P-gp	N-methyl-quinidine	5	2	2,762	62	45
Human BSEP	Taurocholic Acid	1	5	78	3.1	25
Human MRP2	Estradiol-17 $\beta$ -glucuronide	50	5	3,948	58	68
Human BCRP	Estrone-3-sulfate	1	2	60.4	4.1	15



**Figure 1. Comparison of uptake dynamics of ABC transporter vesicles derived from mammalian cells vs. insect cells.** ATP-dependent uptake of 1  $\mu\text{M}$  taurocholic acid (TCA) and signal-to-noise ratio was significantly higher in HEK293-BSEP vesicles, compared to the BSEP vesicles made from insect cell-based expression systems from three commercial sources.



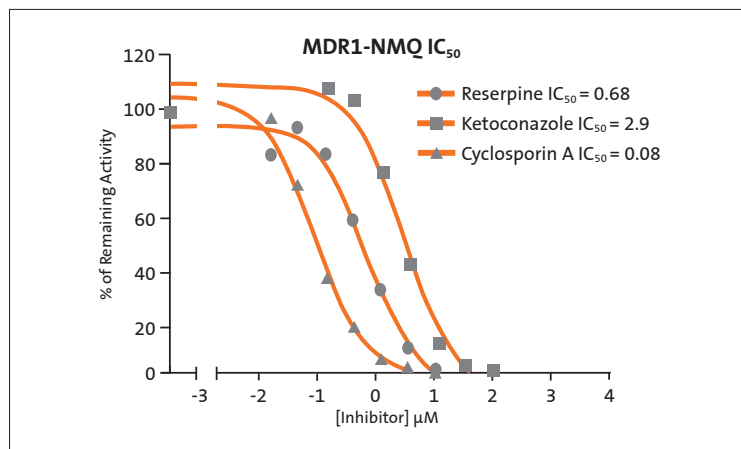
**Figure 2. Kinetic assay.** The solid line represents the nonlinear regression of ATP-dependent uptake activity, which was calculated using uptake activity in the presence of ATP minus uptake activity in the presence of AMP.  $K_m$  and  $V_{max}$  values for the listed ABC transporters are comparable to those reported in the literature or Corning internal data generated using insect cell-derived vesicles.

## Corning® HEK293 ABC Transporter Membrane Vesicles

Transporter	Substrate	$K_m$ ( $\mu\text{M}$ )	$V_{max}$ (pmol/mg/min.)	$K_m$ ( $\mu\text{M}$ )	$V_{max}$ (pmol/mg/min.)
MDR1/P-gp	NMQ	4.9	4,624	3.65 <sup>a</sup>	656 <sup>a</sup>
BSEP	TCA	6.3	241	8.4 <sup>b</sup>	20.1 <sup>b</sup>
MRP2	E17 $\beta$ G	124	5,751	148 <sup>b</sup>	1,203 <sup>b</sup>
BCRP	E3S	7.1	272	14.2 <sup>b</sup>	506 <sup>b</sup>

<sup>a</sup>Herédi-Szabó K, et al. Eur J Pharm Sci. 2013, 49(4):773-81.

<sup>b</sup>Data generated using insect cells-derived membrane vesicles by Corning Life Sciences.



**Figure 3. Inhibition assay.** IC<sub>50</sub> values were generated by co-incubating vesicles with probe substrate in the presence of inhibitors at a range of concentrations with ATP or AMP. The data represent the percentage of remaining ATP-dependent uptake activity. IC<sub>50</sub> values (unit: μM) are comparable to those published in the literature or Corning internal data generated using insect cell-derived vesicles.

#### Corning HEK293-derived ABC Transporter Membrane Vesicles

Transporter	Substrate	Inhibitor	IC <sub>50</sub> (μM)	
			Generated	Published Data
MDR1/P-gp	NMQ	Ketoconazole	2.9	3.77 <sup>a</sup>
		Cyclosporin A	0.08	0.147 <sup>a</sup>
		Reserpine	0.68	0.62 <sup>a</sup>
BSEP	TCA	Troglitazone	2.4	2.7 <sup>b</sup>
		Glibenclamide	1.7	5.3 <sup>b</sup>
		Ketoconazole	1.1	2.9 <sup>b</sup>
MRP2	CDCF	MK571	2.5	6.2 <sup>c</sup>
		Terfenadine	103	45.8 <sup>c</sup>
		Indomethacin	41	90.8 <sup>c</sup>
BCRP	E3S	Sulfasalazine	0.42	0.7 <sup>c</sup>
		Fumitremorgin C	0.13	0.1 <sup>c</sup>
		Nobomycin	0.1	0.6 <sup>c</sup>

<sup>a</sup>Herédi-Szabó K, et al. Eur J Pharm Sci., 2013, 49(4):773-81.

<sup>b</sup>Dawson S, et al. Drug Metab Dispos. 2012, 40(1):130-8.

<sup>c</sup>Data generated using insect cell-derived membrane vesicles by Corning Life Sciences.

#### Ordering Information

Cat. No.	Description	Gene Accession No.	Protein Concentration	Qty
453800	HEK293-derived negative control vesicle	N/A	5 mg/mL	0.5 mL
453801	HEK293-derived Human MDR1/P-gp vesicles	NM_000927	5 mg/mL	0.5 mL
453802	HEK293-derived human BSEP vesicles	NM_003742	5 mg/mL	0.5 mL
453803	HEK293-derived human MRP2 vesicles	NM_000392	5 mg/mL	0.5 mL
453804	HEK293-derived human BCRP vesicles	NM_004827	5 mg/mL	0.5 mL
459010	MRP/BCRP vesicle assay kit	N/A	–	Up to 200 assays
459011	BSEP vesicle assay kit	N/A	–	Up to 200 assays

For more specific information on claims, visit the Certificates page at [www.corning.com/lifesciences](http://www.corning.com/lifesciences).

**Warranty/Disclaimer:** Unless otherwise specified, all products are for research use only. Not intended for use in diagnostic or therapeutic procedures. Not for use in humans. Corning Life Sciences makes no claims regarding the performance of these products for clinical or diagnostic applications.

For additional product or technical information, visit [www.corning.com/lifesciences](http://www.corning.com/lifesciences) or call 800.492.1110. Outside the United States, call +1.978.442.2200 or contact your local Corning sales office.

**Corning Incorporated**  
*Life Sciences*

836 North St.  
Building 300, Suite 3401  
Tewksbury, MA 01876  
t 800.492.1110  
t 978.442.2200  
f 978.442.2476

[www.corning.com/lifesciences](http://www.corning.com/lifesciences)

**Worldwide  
Support Offices**

**ASIA/PACIFIC**

**Australia/New Zealand**  
t 61 427286832

**China**  
t 86 21 3338 4338  
f 86 21 3338 4300

**India**  
t 91 124 4604000  
f 91 124 4604099

**Japan**  
t 81 3-3586 1996  
f 81 3-3586 1291

**Korea**  
t 82 2-796-9500  
f 82 2-796-9300

**Singapore**  
t 65 6572-9740  
f 65 6861-2913

**Taiwan**  
t 886 2-2716-0338  
f 886 2-2516-7500

**EUROPE**

**France**  
t 0800 916 882  
f 0800 918 636

**Germany**  
t 0800 101 1153  
f 0800 101 2427

**The Netherlands**  
t 020 655 79 28  
f 020 659 76 73

**United Kingdom**  
t 0800 376 8660  
f 0800 279 1117

**All Other European  
Countries**

t 31 (0) 20 659 60 51  
f 31 (0) 20 659 76 73

**LATIN AMERICA**  
[grupoLA@corning.com](mailto:grupoLA@corning.com)

**Brasil**  
t (55-11) 3089-7400

**Mexico**  
t (52-81) 8158-8400

**CORNING** | **FALCON** | **AXYGEN** | **GOSSELIN** | **PYREX**