

Do you do nucleic acid extraction and/or purification? Upgrade your kit to save on time and money!

AXYGEN

A Corning Brand



Compared against spin-column and reagent-based methods:

- ▶ Easy, simplified protocols
 - ≤60 minutes for 96 preps
 - Reduced processing time by 50% (Figure 1)
- ▶ Scalable: one product fits multiple volume needs (ratio-based) rather than requiring separate kits (mini, midi, maxi, or mega)
- ▶ High yield and high purity (Figures 2 and 3)
- ▶ Free of major hazardous chemicals
- ▶ Automation friendly

Compare with other magnetic bead brands:

- ▶ Cleaner primer dimer removal (Figure 4)
- ▶ Comprehensive product offering for:
 - Sample types include PCR amplicon, bacteria, blood and mammalian tissue, plant, and more.
 - Number of preps: 10 preps to 35,000 preps
 - Ideal for DNA sequencing, PCR clean-up, library screening, and other downstream applications.
- ▶ Axygen AxyPrep IMAG MSDs utilizes strong magnets for faster separation, in less than 30 seconds (Figure 5)

Performance Specifications

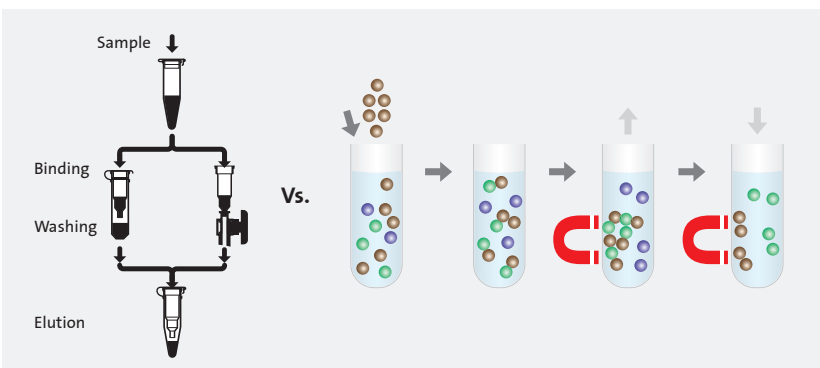


Figure 1. Typical column-based filtration kits and AxyGen® AxyPrep MAG kits follow three standard steps: binding, washing, and elution. AxyGen AxyPrep MAG kits utilize the AxyPrep IMAG handheld device for fast separation in less than 30 seconds.

Figure 2. Axygen® AxyPrep MAG Plasmid kit provides a 25% increase in yield and optimized ratio $A_{260/280}$ compared to competitor column-based filtration kits. Average of 3 data points.

	High Copy Bacteria								
	AxyPrep			Competitor A			Competitor B		
Ratio ($OD_{260/280}$)	1.94	1.93	1.93	1.79	1.64	1.80	1.97	1.97	2.00
Yield (μg)	11.93	10.81	11.14	8.03	7.32	8.37	8.13	8.27	9.18
Average Yield (μg)	11.29			7.91			8.53		

Figure 3. The $A_{260/280}$ ratio for Axygen AxyPrep Plant gDNA extraction kits are within the range of 1.80 to 2.0, which are comparable or better when compared against competitors A, M, and P.

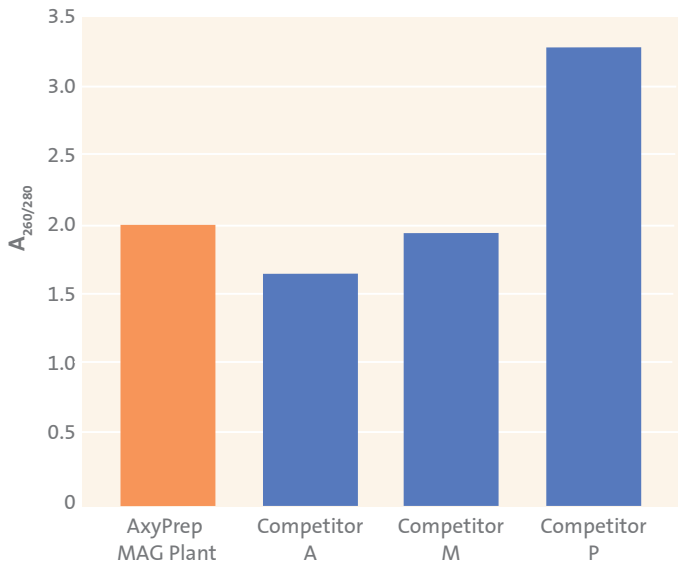


Figure 4. Axygen AxyPrep MAG PCR Clean-up kit provides cleaner primer dimer removal compared to other brands, with no DNA carry over.




Figure 5. Separation of Magnetic Beads in Microplate and Tube Format

IMAG-96P: microplate format



10 seconds after the separation process



20 seconds after the separation process



30 seconds after the separation process

IMAG-12T: tube format



10 seconds after the separation process



20 seconds after the separation process



30 seconds after the separation process

Ordering Information

Axygen® AxyPrep MAG Kits

Cat. No.	Description	Suggested Number of Preps	Uses	Applications
MAG-PCR-CL-1	AxyPrep MAG PCR Clean-up - 1 mL	28 to 56	Clean-up PCR amplicons	Sanger and Next Gen Sequencing (NGS), genotyping, SNP, cloning
MAG-PCR-CL-5	AxyPrep MAG PCR Clean-up - 5 mL	139 to 278		
MAG-PCR-CL-50	AxyPrep MAG PCR Clean-up - 50 mL	1,389 to 2,778		
MAG-PCR-CL-250	AxyPrep MAG PCR Clean-up - 250 mL	6,944 to 13,889		
MAG-CONDNA-10	AxyPrep MAG DNA Concentrate	10	Concentrate purified DNA from diluted eluate	Sanger and NGS
MAG-CONDNA-5	AxyPrep MAG DNA Concentrate	96		
MAG-CONDNA-M	AxyPrep MAG DNA Concentrate	384		
MAG-PLANT-GDNA-10	AxyPrep MAG Plant gDNA	10	Extract gDNA from plant tissues	Sanger and NGS, genotyping, SNP, qPCR
MAG-PLANT-GDNA-5	AxyPrep MAG Plant gDNA	96		
MAG-PLANT-GDNA-M	AxyPrep MAG Plant gDNA	384		
MAG-STL-5	AxyPrep MAG Soil, Stool, and Water DNA	96	Extract DNA from soil, stool, and water samples	Sanger and NGS, genotyping, SNP, qPCR
MAG-STL-M	AxyPrep MAG Soil, Stool, and Water DNA	384		
MAG-VNA-5	AxyPrep MAG Viral Nucleic Acid	96	Extract nucleic acid from RNA/DNA samples	Sanger and NGS, genotyping, SNP, qPCR
MAG-VNA-M	AxyPrep MAG Viral Nucleic Acid	384		
MAG-DYECL-1	AxyPrep MAG DyeClean - 1 mL	140 to 200	Efficiently remove primer-dimers from PCR amplicons	Sanger and NGS, post PCR clean-up
MAG-DYECL-5	AxyPrep MAG DyeClean - 5 mL	500 to 700		
MAG-DYECL-50	AxyPrep MAG DyeClean - 50 mL	5,000 to 7,000		
MAG-DYECL-250	AxyPrep MAG DyeClean - 250 mL	25,000 to 35,000		
MAG-FFPE-10	AxyPrep MAG FFPE (DNA-RNA- miRNA)	10	Extract nucleic acids from low amounts of sample	Diagnostics development, sequencing, qPCR
MAG-FFPE-M	AxyPrep MAG FFPE (DNA-RNA- miRNA) - Medium	96		
MAG-FFPE-L	AxyPrep MAG FFPE (DNA-RNA- miRNA) - Large	384		
MAG-FRAG-I-1	AxyPrep FragmentSelect-I - 1 mL	15 to 30	Clean and select desired DNA fragments from 150 bp to 1 kb	NGS on Illumina® and Ion Torrent®, library construction
MAG-FRAG-I-5	AxyPrep FragmentSelect-I - 5 mL	75 to 140		
MAG-FRAG-I-250	AxyPrep FragmentSelect-I - 250 mL	3800 to 7000		
MAG-FRAG-I-50	AxyPrep FragmentSelect-I - 50 mL	770 to 1400		
MAG-PCR-NM-1	AxyPrep MAG PCR Normalizer - 1 mL	20	Avoid quantification by normalization	NGS
MAG-PCR-NM-5	AxyPrep MAG PCR Normalizer - 5 mL	96		
MAG-PCR-NM-50	AxyPrep MAG PCR Normalizer - 50 mL	384		
MAG-PCR-NM-250	AxyPrep MAG PCR Normalizer - 250 mL	1920		
MAG-P-10	AxyPrep MAG Plasmid	10	Extract plasmid DNA from bacteria	Sanger and NGS, PCR amplification, restriction enzyme digestion
MAG-P-S	AxyPrep MAG Plasmid - Small	96		
MAG-P-M	AxyPrep MAG Plasmid - Medium	384		
MAG-T-10	AxyPrep MAG Tissue-Blood gDNA	10	Extract gDNA from blood and mammalian tissues	Sanger and NGS, genotyping, SNP, qPCR
MAG-T-GDNA-S	AxyPrep MAG Tissue-Blood gDNA - Small	96		
MAG-T-GDNA-M	AxyPrep MAG Tissue-Blood gDNA - Medium	384		

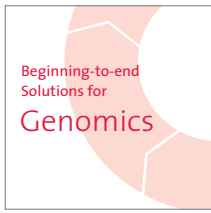
To try a free sample, contact your local Corning Account Manager.

Axygen AxyPrep IMAG Magnetic Beads Separation Devices

Cat. No.	Description	Qty/Cs	Use	Applications
IMAG-12T	IMAG magnetic handheld device for Axygen 1.5 and 2.0 mL screw cap tubes	1	Fast separation of gDNA	Nucleic acid, antibody and protein purification, cell based assays
IMAG-96P	IMAG universal magnetic handheld device for PCR and 96-well microplates	1		

Accessories for Axygen AxyPrep IMAG Magnetic Beads Separation Devices

Cat. No.	Description	Qty/Pk	Qty/Cs
SCT-050-SS-C	0.5 mL self standing screw cap tube with cap	500	4,000
SCT-200-SS-C	2.0 mL self standing screw cap tube with cap	500	4,000
PCR-96-FS-C	96-well PCR full skirt microplate with single notch	10	50



www.corning.com/lifesciences/solutions

In our continuous efforts to improve efficiencies and develop new tools and technologies for life science researchers, we have scientists working in Corning R&D labs doing what you do every day, across the globe. From collection to analysis, our technical experts understand your challenges and your need for simplified, efficient, low- to high-throughput genomics processes.

A combination of global manufacturing expertise, extensive use of in-house automation, an unsurpassed commitment to product innovation and a thorough understanding of your processes enables Corning to offer a beginning-to-end portfolio of high-quality, reliable consumables and reagents for genomics applications.

Warranty/Disclaimer: Unless otherwise specified, all products are for research use only. Not intended for use in diagnostic or therapeutic procedures. Not for use in humans. Corning Life Sciences makes no claims regarding the performance of these products for clinical or diagnostic applications.

For additional Axygen product or distributor information, please e-mail us at CLSCustServ@corning.com, visit our website at www.corning.com/lifesciences/axigen or call 1.800.492.1110. Outside the United States, call 978.442.2200.

For Axygen technical information, please e-mail us at AxgSupport@corning.com or call 1.800.429.9436. Outside the United States, call 510.494.8900.

Corning Incorporated
Life Sciences

836 North St.
Building 300, Suite 3401
Tewksbury, MA 01876
t 800.492.1110
t 978.442.2200
f 978.442.2476

www.corning.com/lifesciences

CORNING | **FALCON** | **AXYGEN** | **GOSSELIN** | **PYREX**

For a listing of trademarks, visit us at www.corning.com/lifesciences/trademarks.
All other trademarks are the property of their respective owners.