

Drop Connectors

UltraSeal® 11 Compression Product Information



Broadband
Products

Connector Specifications

Moisture Migration:

Meet SCTE interface moisture migration test (SCTE IPS TP 013)

Water Immersion:

Meet Bellcore water immersion test (GR-1503-CORE)

Return Loss:

>30 dB @1 GHz

Insertion Loss:

Exceeds Bellcore GR-1503-CORE specifications

Pull Force:

> 100 lbs

Port Interface:

Meets SCTE IPS SP 401 recommended "F" port interface specification

Corning Gilbert offers the next generation of high performance sealed compression "F" connectors. The UltraSeal connectors for 11 series cable is a pin style "F" connector with an .032" [.8 mm] integral center pin diameter.

The connector center pin is retracted to protect it from the rigors of shipping and handling prior to installation. Upon insertion of the cable, the connector pin extends to its full protrusion. This feature gives a visible confirmation that the cable is properly inserted into the connector.



Materials and Construction of Connector Components

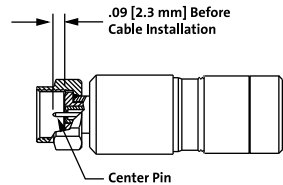
Body, Compression Rin & Nut:
Brass Alloy with Nickel Plating

Post:
Brass Alloy with Bright Acid Tin Plating

Gripping Member:
UV Resistant Polymer

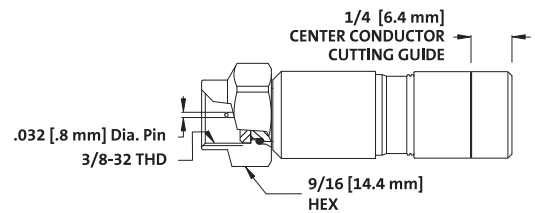
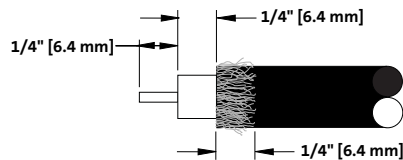
Product Features and Benefits

- Three-point sealing system passes the SCTE interface moisture migration tests and Bellcore water immersion
- Center pin extends, giving a visible indication of proper cable insertion
- One connector for both indoor and outdoor applications
- One-step cable preparation
- Uses commonly available compression tools
- Cable center conductor trim guide permanently marked on connector
- Cable series permanently marked on connector for easy identification
- For outdoor applications, the Gilbert Seal Ring (G-SR-1/2) will prevent moisture from entering the connector/equipment interface on ports which meet SCTE IPS SP 400 Seal rings available for non SCTE ports
- 360° radial compression (*Patent # 5997350*) at the connector/cable interface provides excellent RF shielding and prevents moisture migration
- One-piece construction eliminates lost components



Cable Preparation

One step cable preparation of 1/4" [6.4 mm] Braid and Dielectric and 5/16: [7.9 mm] center conductor



Ordering Information

Part Number	Cable Type	Braid Coverage	Pkg. Qty	Prep. Tool	Compression Tool
GAF-UST-11	Series 11	60% to Tri Shield	25 Pieces	G-CPT-1100	G-CAT-AS*
GAF-UST-11Q	Series 11	Quad	25 pieces	G-CPT-1100	G-CAT-AS*

* INCLUDES: Plunger Tip with Green Colored Band, Gauge Block, Allen Wrench, Set Screw

Corning Gilbert Inc.
Broadband Products

5310 W. Camelback Rd.
Glendale, AZ 85301 U.S.A.

phone: 800 528 5567 (U.S. and Canada)
(1) 623 245 1050 (International)

fax: 800 344 6358
(1) 623 931 0684

website: www.corning.com/corninggilbert
e-mail: info-gilbert@corning.com