


CORNING

EDGE™ Rapid Connect Solutions



Contents

EDGE™ Rapid Connect Solutions Overview	3
EDGE Rapid Connect Outdoor Transport Trunks.	4
EDGE Rapid Connect Indoor/Outdoor Transport Trunks	6
EDGE Rapid Connect Indoor Transport Trunks	8
EDGE Rapid Connect Indoor Breakout Trunks.	10
EDGE Rapid Connect Enclosures	12
EDGE Rapid Connect Consolidator Frame	14

To learn more visit www.corning.com/edge-rapid-connect



EDGE™ Rapid Connect Solutions

From consumers to global enterprises, ever-increasing bandwidth demands have underscored the need for data center expansion that can keep pace, delivering more computing power and greater network and storage capacity. Hyperscale data center operators find themselves tasked with a tall order — rollouts of massive fiber counts that require speedy deployment and seamless operation.

Introducing Corning EDGE™ Rapid Connect, an award-winning solution designed to help hyperscale data centers stay agile, addressing both current and future challenges, such as growing bandwidth demand. Designed to facilitate data center interconnect (DCI) deployments and connections between data halls, EDGE Rapid Connect utilizes trunk cables with the new, small-profile Fast-Track MTP® Connector.

More networking capacity in less space

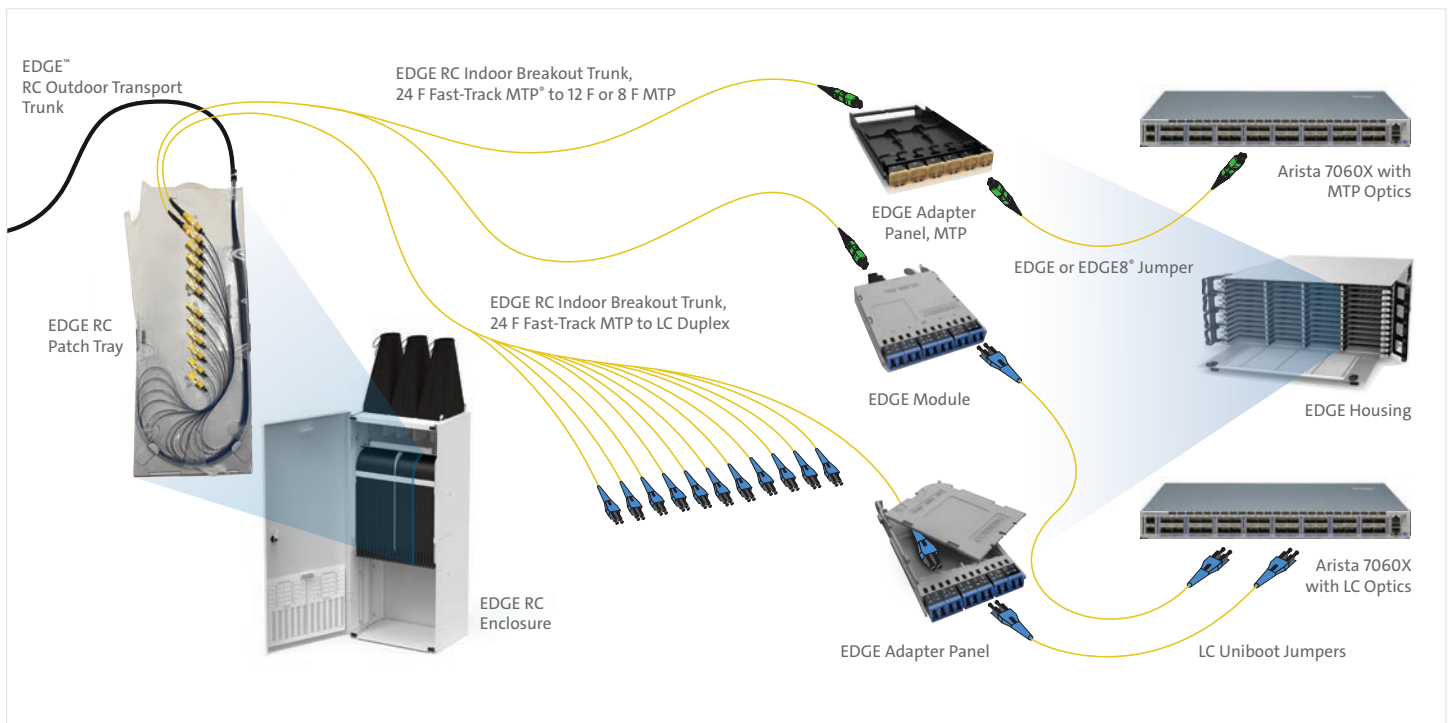
The Fast-Track MTP Connector’s small profile enables preterminated trunks with a reduced, 2-inch diameter pulling grip that can be pulled through crowded conduits. This increases the return on pathway investment by reducing the amount of conduit that’s placed in the ground, providing extreme density.

Faster installation

By completely eliminating splicing, the data center can be up, running, and generating revenue faster than ever. For example, trunk cables between data centers can be installed up to 70% faster.

A safer work environment

Speed meets safety. Minimize the risk of not having enough splice technicians and working with sharp tools to prep fiber for splicing



DCI EDGE™ RC Schematic, Outdoor or Indoor/Outdoor Trunk

Optical Performance			
	Connector Polish	End Face	Maximum IL
MTP and Fast-Track MTP	APC	Angled	≤ 0.35 dB*
LC Uniboot	UPC	Angled	≤ 0.25 dB*

*Note: IL in preconnectorized products is measured in the factory through two mated pairs.

EDGE™ Rapid Connect Outdoor Transport Trunks

EDGE™ Rapid Connect helps to eliminate obstacles to future migration while offering key savings in installation and time. EDGE RC Outdoor Transport Trunks are designed to facilitate data center interconnect (DCI) deployments. These trunks can be configured up to 3,456-fibers with pinned Fast-Track MTP® (24-fiber) Connectors and provide the density needed for today’s data centers. Developed by Corning and US Conec, the Fast-Track MTP Connector’s small profile enables preterminated trunks with a reduced diameter pulling grip that can be pulled through crowded conduits.

Features and Benefits

Reduced Installation Time

Deploying a single ultra-high-fiber-count trunk can reduce time and cost by up to 70% when compared to deploying multiple cables in lower fiber counts.

Fast-Track MTP

A new connector technology with a smaller profile enables reduced diameter pulling grips for installations through restricted pathways.

Factory Termination

Results in quicker deployment and better performance while reducing risks associated with field installation, rework, or high insertion loss.

Reduced Pathway Costs

EDGE RC reduces the amount of conduit that needs to be placed in the ground, increasing the ROI on pathway investment.

Water-Resistant Pulling Grips

Provides additional protection to connectors when deploying below grade or within conduit where standing water or moisture may be present.



EDGE RC Outdoor Transport Trunk | REN7745



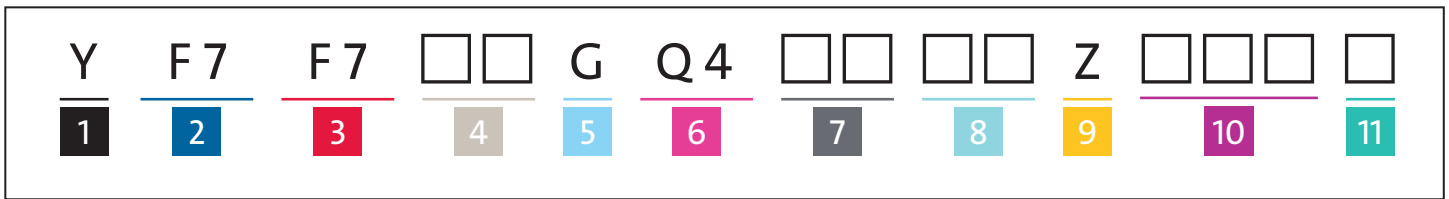
EDGE RC Outdoor Transport Trunk | REN7740

Mechanical Characteristics

Fiber Count	Nominal OD	Pulling Grip OD	Pulling Grip Tensile Strength	Cable Weight	Minimum Bend Radius - Installation	Minimum Leg Length
864	23 mm (0.9 in)	33 mm (1.3 in)	272 kg (600 lb)	306 kg/km (206 lb/1,000 ft)	338 mm (13.3 in)	1,778 mm (70 in)
1,728	26 mm (1 in)	43 mm (1.7 in)	272 kg (600 lb)	452 kg/km (304 lb/1,000 ft)	390 mm (15.4 in)	2,235 mm (88 in)
3,456	33 mm (1.3 in)	53 mm (2.1 in)	272 kg (600 lb)	775 kg/km (520 lb/1,000 ft)	495 mm (19.5 in)	1,778 mm (70 in)

*If utilizing MaxCell within your duct, EDGE Rapid Connect trunks with grips ≥ 1.9 in do require MXE116603 which is capable of accommodating three cables, each with a diameter ≤ 2.36 in.

EDGE™ Rapid Connect Outdoor Transport Trunks



1 Defines grip.
Y = Water-resistant grip both ends

2 Defines end one connector.
F7 = 24 F Fast-Track MTP®
(pinned) single-mode

3 Defines end two connector.
F7 = 24 F Fast-Track MTP
(pinned) single-mode

4 Select fiber count.
CE = 864 fibers
H2 = 1,728 fibers
Y5 = 3,456 fibers

5 Defines fiber type.
G = Single-Mode Ultra (OS2)

6 Defines cable type.
Q4 = Corning® RocketRibbon®
OSP (Gel-Free)

7 Defines leg length (end one).
A1 = Staggered legs with a 103-in
(2,616-mm) maximum stagger.
For 1,728 and 3,456 F only
A2 = Staggered legs with a 120-in
(3,048 mm) maximum stagger
For 864 F only

8 Defines leg length (end two).
A1 = Staggered legs with a 103-in
(2,616-mm) maximum stagger.
For 1,728 and 3,456 F only
A2 = Staggered legs with a 120-in
(3,048 mm) maximum stagger
For 864 F only

9 Defines polarity.
Z = Type-Z
A = Type-A
*Refer to AE Note 176
for application and
polarity information*

10 Select cable length.
005-999
*(Length is measured
from Furcation Plug to
Furcation Plug)*
*1,000+ feet/meter lengths
available upon request.*

11 Unit of measure.
F = Feet
M = Meters

EDGE™ Rapid Connect Indoor/Outdoor Transport Trunks

EDGE Rapid Connect helps to eliminate obstacles to future migration while offering key savings in installation and time. EDGE RC Indoor/Outdoor Transport Trunks are designed to facilitate data center interconnect (DCI) deployments where additional length is needed inside the data center. These trunks can be configured up to 3,456 fibers with pinned Fast-Track MTP® Connectors and provide the density needed for today’s data center. Developed by Corning and US Conec, the Fast-Track MTP’s small profile enables preterminated trunks with a reduced diameter pulling grip that can be pulled through crowded conduits. EDGE RC Indoor/Outdoor Transport Trunks enable a preterminated solution in the outdoor environment with the flame ratings necessary inside the data center.

Features and Benefits

Reduced Installation Time

Deploying a single ultra-high-fiber-count trunk can reduce time and cost by up to 70% when compared to deploying multiple cables in lower fiber counts.

Fast-Track MTP

A new connector technology with a smaller profile enables reduced diameter pulling grips for installations through restricted pathways.

Factory Termination

Results in quicker deployment and better performance while reducing risks associated with field installation, rework, or high insertion loss.

Reduced Pathway Costs

EDGE RC reduces the amount of conduit that needs to be placed in the ground, increasing the ROI on pathway investment.

Water-Resistant Pulling Grips

Provides additional protection to connectors when deploying below grade or within conduit where standing water or moisture may be present.



EDGE RC Indoor/Outdoor Transport Trunk | REN7745



EDGE RC Indoor/Outdoor Transport Trunk | REN7740

Mechanical Characteristics

Fiber Count	Nominal OD	Pulling Grip OD	Pulling Grip Tensile Strength	Cable Weight	Minimum Bend Radius - Installation	Minimum Leg Length
864	22.8 mm (0.89 in)	33 mm (1.3 in)	272 kg (600 lb)	455 kg/km (306 lb/1,000 ft)	300 mm (11.8 in)	2,108 mm (83 in)
1,728	27.7 mm (1.09 in)	43 mm (1.7 in)	272 kg (600 lb)	601 kg/km (404 lb/1,000 ft)	400 mm (15.75 in)	2,235 mm (88 in)
3,456	34.6 mm (1.36 in)	53 mm (2.1 in)	272 kg (600 lb)	930 kg/km (625 lb/1,000 ft)	525 mm (20.67 in)	1,778 mm (70 in)

EDGE™ Rapid Connect Indoor/Outdoor Transport Trunks



1 Defines grip.
Y = Water-resistant grip both ends

2 Defines end one connector.
F7 = 24 F Fast-Track MTP®
(pinned) single-mode

3 Defines end two connector.
F7 = 24 F Fast-Track MTP
(pinned) single-mode

4 Select fiber count.
CE = 864 fibers
H2 = 1,728 fibers
Y5 = 3,456 fibers

5 Defines fiber type.
G = Single-Mode Ultra (OS2)

6 Defines cable type.
QZ = Corning® RocketRibbon®
Indoor/Outdoor OSP (Gel-Free)

7 Defines leg length (end one).
A1 = Staggered legs with a 103-in
(2,616-mm) maximum stagger.

8 Defines leg length (end two).
A1 = Staggered legs with a 103-in
(2,616-mm) maximum stagger.

9 Defines polarity.
Z = Type-Z
A = Type-A
*Refer to AE Note 176
for application and
polarity information*

10 Select cable length.
005-999
*(Length is measured
from Furcation Plug to
Furcation Plug)*
*1,000+ feet/meter lengths
available upon request.*

11 Unit of measure.
F = Feet
M = Meters

EDGE™ Rapid Connect Indoor Transport Trunks

EDGE™ Rapid Connect helps to eliminate obstacles to future migration while offering key savings in installation and time. EDGE Rapid Connect Indoor Transport Trunks are designed to connect data halls and provide zone cabling infrastructure. These trunks can be configured up to 3,456-fibers with 24-fiber Fast-Track MTP® Connectors and standard 12-fiber MTP connectors, providing the density needed for today’s data centers. Developed by Corning and US Conec, the Fast-Track MTP Connector’s small profile enables preterminated trunks with a reduced diameter pulling grip that can be pulled through crowded conduits and wall penetrations between data halls.

Features and Benefits

Reduced Installation Time

Deploying a single ultra-high-fiber-count trunk can reduce time and cost by up to 70% when compared to deploying multiple cables in lower fiber counts.

Fast-Track MTP Connector

A new connector technology with a smaller profile enables reduced diameter pulling grips for installations through restricted pathways.

Factory Termination

Results in quicker deployment and better performance while reducing risks associated with field installation, rework, or high insertion loss.

Speed to Revenue

Eliminates the need for splicing, reducing project time and allowing the data center to be used – and generate revenue – faster.



EDGE RC Indoor Zone Transport Trunk (12 F MTP to 24 F Fast-Track MTP) | REN9571




EDGE RC Indoor Transport Trunk (24 F Fast-Track MTP to 24 F Fast-Track MTP) | REN8820

Mechanical Characteristics

Fiber Count	Nominal OD	Pulling Grip OD	Pulling Grip Tensile Strength	Cable Weight	Minimum Bend Radius - Installation	Minimum Leg Length*
864	33 mm (1.3 in)	1.3 in	136 kg (300 lb)	455 kg/km (306 lb/1,000 ft)	300 mm (11.8 in)	2,108 mm (83 in)
1,728	43 mm (1.7 in)	1.7 in	136 kg (300 lb)	601 kg/km (404 lb/1,000 ft)	400 mm (15.75 in)	2,235 mm (88 in)
3,456	53 mm (2.1 in)	2.1 in	136 kg (300 lb)	930 kg/km (625 lb/1,000 ft)	525 mm (20.67 in)	1,778 mm (70 in)

*Applies to legs with Fast-Track MTPs only

EDGE™ Rapid Connect Indoor Transport Trunks



- 1 Select grip.**
 A = Pulling Grip on one end
For 24 F Fast-Track MTP® to 12 F MTP trunks
 B = Pulling Grip on both ends
For 24 F Fast-Track MTP to 24 F Fast-Track MTP trunks
- 2 Defines end one connector.**
 F7 = 24 F Fast-Track MTP (pinned) single-mode
- 3 Select end two connector.**
 F7 = 24 F Fast-Track MTP (pinned) single-mode
 90 = 12 F MTP (non-pinned) single
- 4 Select fiber count.**
 CE = 864 fibers
24 F Fast-Track MTP to 24 F Fast-Track MTP only
 H2 = 1,728 fibers
 Y5 = 3,456 fibers
- 5 Defines fiber type.**
 G = Single-Mode Ultra (OS2)
- 6 Defines cable type.**
 QJ = Indoor Corning® RocketRibbon® Riser/LSZH™ (Gel-Free)
- 7 Defines leg length (end one).**
 A1 = Staggered legs with a 103-in (2,616 mm) maximum stagger.
- 8 Select leg length (end two).**
 A1 = Staggered legs with a 103-in (2,616 mm) maximum stagger.
A1 choice is only for 24 F Fast-Track MTP Connectors
 B2 = Staggered dual-furcation legs with 34-in (863 mm) secondary furcation to connector
For 12 F MTP only
- 9 Select polarity.**
 Z = Type-Z Polarity
Type-Z is for Fast-Track Connectors on End 2
 A = Type-A Polarity
Type-A is for Fast-Track Connectors on End 2 (Used with MTP-LC breakout cables)
 L = Type-L Polarity
Type-L is for 12 F MTPs on end two
Refer to AE Note 176 for application and polarity information
- 10 Select cable length.**
 005-999
(Length is measured from Furcation Plug to Furcation Plug)
 1,000+ feet/meter lengths available upon request.
- 11 Unit of measure.**
 F = Feet
 M = Meters

EDGE™ Rapid Connect Indoor Breakout Trunks

EDGE™ Rapid Connect helps to eliminate obstacles to future migration while offering key savings in installation and time. EDGE RC Indoor Breakout Trunks with MTP® and LC Uniboot connectors are designed to connect with EDGE RC Trunks with Fast-Track MTP Connectors at an EDGE RC enclosure, providing structured cabling throughout the data center. These trunks can be configured up to 864-fibers with 24-fiber MTP connectors on one end and standard 12-fiber MTP, 8-fiber MTP, or LC uniboot

Features and Benefits

Reduced Installation Time

EDGE RC allows the installer to remove splicing in the field, increasing speed of deployment by up to 70%.

Solution flexibility

Allows a flexible path to connectivity with MTP and LC configurations.

Factory Termination

Results in quicker deployment and better performance while reducing risks associated with field installation, rework, or high insertion loss.



EDGE RC Indoor Breakout Trunk | REN7757



EDGE RC Indoor Breakout Trunk | REN8890

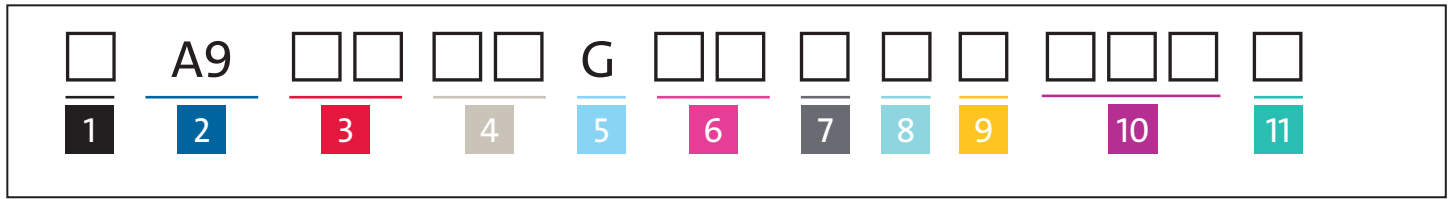
Mechanical Characteristics					
Fiber Count	Nominal OD	Pulling Grip OD	Cable Weight	Minimum Bend Radius - Installation	Minimum Bend Radius - Operation
24*	7.1mm (0.28in)	32mm (1.26in)	43 kg/km (29 lb/1,000 ft)	70.1mm (2.76in)	70.1mm (2.76in)
48*	7.1mm (0.28in)	32mm (1.26in)	62 kg/km (42 lb/1,000 ft)	70.1mm (2.76in)	70.1mm (2.76in)
96	10.9 mm (0.43 in)	55 mm (2.2 in)	109 kg/km (73 lb/1,000 ft)	163.5 mm (6.44 in)	109 mm (4.29 in)
144†	14.8 mm (0.58 in)	55 mm (2.2 in)	218 kg/km (146 lb/1,000 ft)	222 mm (8.74 in)	148 mm (5.83 in)
192	14.8 mm (0.58 in)	55 mm (2.2 in)	218 kg/km (146 lb/1,000 ft)	222 mm (8.74 in)	148 mm (5.83 in)
288	17.1 mm (0.67 in)	55 mm (2.2 in)	223 kg/km (150 lb/1,000 ft)	256.5 mm (10.09 in)	171 mm (6.73 in)
384	17.9 mm (0.7 in)	55 mm (2.2 in)	248 kg/km (167 lb/1,000 ft)	268.5 mm (10.57 in)	179 mm (7.05 in)
432*	17.5mm (0.69in)	74.4mm (2.93in)	401 kg/km (270 lb/1,000 ft)	175mm (6.89in)	175mm (6.89in)
576*	24.4mm (0.96in)	74.4mm (2.93in)	473 kg/km (318 lb/1,000 ft)	245.1mm (9.65in)	245.1mm (9.65in)
864*	22.8 mm (0.89 in)	89 mm (3.5 in)	455 kg/km (306 lb/1,000 ft)	300 mm (11.8 in)	300 mm (11.8 in)

*Not available with 8 F MTP nor LC Uniboot.

†Not available with LC Uniboot connectors.



EDGE™ Rapid Connect Indoor Breakout Trunks



- 1 Select grip.**
A = Pulling grip on one end (24 F MTP® end), protective cover on other end
P = No pulling grip, protective cover only
- 2 Defines end one connector.**
A9 = 24 F MTP (non-pinned) single-mode
- 3 Select end two connector.**
90 = 12 F MTP (non-pinned) single-mode
78 = LC UPC Uniboot
E7 = 8 F MTP (pinned) single-mode
- 4 Select fiber count.**
24 = 24 fibers (12 F MTP end two connector only)
48 = 48 fibers (12 F MTP end two connector only)
96 = 96 fibers
E4 = 144 fibers (12 F and 8 F MTP end two connector only)
K2 = 192 fibers
U8 = 288 fibers
AE = 384 fibers
AK = 432 fibers (12 F MTP end two connector only)
AZ = 576 fibers (12 F MTP end two connector only)
CE = 864 fibers (12 F MTP end two connector only)
- 5 Defines fiber type.**
G = Single-Mode Ultra (OS2)
- 6 Select cable type.**
ST = Indoor Plenum (for 24, 48, 96, 144, 192, 288, 384, 432, 576 fiber only)
SZ = Indoor LSZH (for 24, 48, 96, 144, 192, 288, 384, 432, 576 fiber only)
QJ = Indoor Corning® RocketRibbon® Riser/LSZH™ (for 864 fiber only)
ST cable available in the Americas only. SZ cable available in EMEA/APAC regions.
- 7 Select leg length (end one).**
H = 48-in (1,219 mm) minimum stagger (For 96, 144, 192, 288, 384 fiber only)
G = 52-in (1,321 mm) minimum stagger (For 864 fiber only)
- 8 Select leg length (end two).**
B = 36-in (914 mm) minimum stagger (12 F or 8 F MTP only)
K = 24-in (609 mm) minimum stagger (LC Uniboot only)
L = 36-in (914 mm) minimum stagger (LC Uniboot only)
- 9 Select polarity.**
B = Type-B Polarity
For 12 F or 8 F MTP end 2 connector only.
S = Type-S Polarity
For LC Uniboot end 2 connector only.
Refer to AE Note 176 for application and polarity information
- 10 Select cable length.**
005-999 ft (1-ft increments measured from furcation to furcation)
002-300 m (1-m increments measured from furcation to furcation)
Longer cable lengths available upon request.
- 11 Unit of measure.**
F = Feet
M = Meters



EDGE™ Rapid Connect Enclosures

The Corning EDGE™ Rapid Connect Enclosures manage the interconnect of preterminated outside plant trunk cables and preterminated flame-retardant indoor trunks in data center interconnect (DCI) applications. They allow for simplified trunk entry and cable management, and the removable top and bottom cover plates, along with a splittable foam cable entry area to ensure enhanced accessibility during installation.

The enclosure accommodates up to four outside plant trunks and up to 24 indoor trunks. Each enclosure is shipped with accessories for wall-mounted and 19-inch rack applications; a 23-inch rack mounting kit is sold separately.



RXD-OPE-L-24-24VM | REN8915

Features and Benefits

MTP® based interconnect capacity of 3,456 or 6,912 fibers

Patch trays include pre-installed 24-fiber Fast-Track MTP Connector adapters and are optimized for use with Rapid Connect trunks. Each tray comes with 12 adapters.

Trunk installation with fast and simple cable retention clips
No cable entry kits required

Locking option for additional security



RXD-OPE-L-24-24VM | REN8913

EDGE Rapid Connect Enclosures

RXD - OPE - - - 24VM
1 **2**

1 Select locking option.

- 1 = Non-locking
- L = Locking

2 Select number of trays.

- 12 = 12 trays (3,456 enclosure fiber capacity)
- 24 = 24 trays (6,912 enclosure fiber capacity)

Specifications

General Specifications	
Environment	Indoor
Mounting Type	19-in rack mount, or wall mount; 23-in rack mount available as an option
Access Type	Front access
Package Contents	Rapid Connect Enclosure, 12 or 24 patch trays, accessory kit, installation instructions
Lockable	Available as an option
Units per Delivery	1/1
General Specifications	
Housing Material	Metal
Color	White
Cable Entry Direction	Top
Patch Tray Adapter Type	24-fiber Fast-Track MTP® Connector adapter
Number of Adapters per Patch Tray	12
Number of Fibers per Patch Tray	288
Maximum Fiber Capacity per Enclosure	3,456 fibers (12-tray version); 6,912 fibers (24-tray version)
Enclosure Dimensions	
Height	1,023.6 mm (40.3 in)
Width	447.0 mm (17.6 in)
Depth	396.2 mm (15.6 in)
Shipping Box Dimensions	
Height	1,130.3 mm (44.5 in)
Width	504.8 mm (19.87 in)
Depth	541.3 mm (21.31 in)
Weight	63 lb (12-tray version); 75 lb (24-tray version)
Standards	
RoHS	Free of hazardous substances according to RoHS 2011/65/EU*

*“Compliant with EU RoHS 2011/65/EU” means that the product or part complies with directive 2011/65/EU of the European Parliament regarding the restriction of the use of certain hazardous substances in electrical and electronic equipment. This statement represents Corning’s knowledge and belief, which may be based in whole or in part on information provided by third party suppliers to Corning.

EDGE™ Rapid Connect Consolidator Frame

As Corning's highest capacity connectivity platform for the data center environment, the Consolidator Frame provides the ability to interconnect up to 34,560 fibers from EDGE™ Rapid Connect Trunks in a single frame location.

Built on a robust Triple-U rail system that delivers exceptional strength and performance, the Consolidator Frame's side walls are removable, while the front and rear doors are lockable as an added option. In addition, cables can conveniently enter and exit the top of the frame.

The Consolidator Frame features ten vertically-oriented shelf units, with each shelf accommodating 12 connector panels. Each connector panel is preloaded with 12x24-fiber Fast-Track MTP® Connector adapters. This enables each panel to interconnect up to 288 fibers, resulting in a 3,456-fiber capacity per shelf.

Features and Benefits

MTP-based interconnect capacity of 34,560 fibers

Incoming and outgoing cable strain-relief and space for slack management provided along each shelf

Locking option for additional security



Part Number	Product Description
PF-CNS-18-0000-FL	Consolidator Frame, 8 feet tall, no connector panels installed, white color, no locks
PF-CNS-L8-0000-FL	Consolidator Frame, 8 feet tall, no connector panels installed, white color, with locks
PF-CNSPNL-12-24VM	Consolidator connector panel with 12 24-fiber MTP Fast-Track Connector adapters installed

Specifications

General Specifications			
Application	Data Center		
Mounting Type	Rack/Frame Solution		
Frame Material	Metal		
Frame Cable Entry Direction	Top		
Connector Panel Adapter Type	24-fiber Fast-Track MTP® Connector adapter		
Adapter Color	Mustard		
Number of Adapters per Connector Panel	12		
Fiber Capacity Per Connector Panel	288		
Connector Panels Per Shelf	12		
Fiber Capacity Per Shelf	3,456		
Shelf Units Per Frame	10		
Fiber Capacity Per Frame	34,560		
Dimensions			
Part Number	Height	Width	Depth
PF-CNS-18-0000-FL	2.44 m (8 ft)	1.12 m (3.67 ft)	1.22 m (4 ft)
PF-CNS-L8-0000-FL	2.44 m (8 ft)	1.12 m (3.67 ft)	1.22 m (4 ft)
PF-CNSPNL-12-24VM	156 mm (6.14 in)	35 mm (1.38 in)	52 mm (2.05 in)



Consolidator Frame | REN8865



Consolidator Frame | REN8899



Consolidator Panel (PF-CNSPNL-12-14VM) | REN9535

Ordering Information

Ordering Information	
Part Number	Units Per Delivery
PF-CNS-18-0000-FL	1/1
PF-CNS-L8-0000-FL	1/1
PF-CNSPNL-12-24VM	1/1
Standards	
RoHS	Free of hazardous substances according to RoHS 2011/65/EU

Accessories

Accessories	
Part Number	Product Description
PF-CNSKIT-A-FL	Trunk strain-relief kit for two shelves, includes cable retention plates and RSU protectors
PF-CNSKIT-B-FL	Extra cable retention plates for two shelves
PF-CNSKIT-C	Extra RSU protectors for two shelves



Trunk strain-relief kit for two shelves, includes cable retention plates and RSU protectors | REN9550



Extra cable retention plates for two shelves | REN9562



Extra RSU protectors for two shelves | REN9514

CORNING

RoHS
COMPLIANT

Corning Optical Communications LLC • 4200 Corning Place • Charlotte, NC 28216 USA
800-743-2675 • FAX: 828-325-5060 • International: +1-828-901-5000 • www.corning.com/opcomm

Corning Optical Communications reserves the right to improve, enhance, and modify the features and specifications of Corning Optical Communications products without prior notification. A complete listing of the trademarks of Corning Optical Communications is available at www.corning.com/opcomm/trademarks. All other trademarks are the properties of their respective owners. Corning Optical Communications is ISO 9001 certified. © 2022, 2023 Corning Optical Communications. All rights reserved. LAN-2890-AEN / May 2023

